

**MINISTERIO DE HACIENDA**  
**DIRECCIÓN GENERAL DE PRESUPUESTO**  
**EJECUCIÓN TRIMESTRAL DE LOS GASTOS Y APLICACIONES FINANCIERAS POR DESTINO DE FONDOS Y ESTRUCTURA PROGRAMÁTICA**  
CORRESPONDIENTE A 4to. OCTUBRE - DICIEMBRE DEL AÑO 2023

**CÓDIGO DEL CAPÍTULO** : 7152  
**DENOMINACIÓN** : JUNTA DEL DISTRITO DE SABANA BUEY

| Destino de Fondos | Estructura Programática     |          |          |                  |      | Código SNIP | Clasificador del Gasto |        |            |          |   | Denominación del Gasto | Función | Fuente de Financiamiento | Fuente Específica | Organismo Financiado | Presupuesto        |                     |                     | Devengado           |                     |                        |                   | Balance Disponible | % Balance Disponible |
|-------------------|-----------------------------|----------|----------|------------------|------|-------------|------------------------|--------|------------|----------|---|------------------------|---------|--------------------------|-------------------|----------------------|--------------------|---------------------|---------------------|---------------------|---------------------|------------------------|-------------------|--------------------|----------------------|
|                   | Partidas no Asig. Programas | Programa | Proyecto | Actividad / Obra | Tipo |             | Objeto                 | Cuenta | Sub-Cuenta | Auxiliar | Original  |                        |         |                          |                   |                      | Modificaciones     | Vigente             | Acumulado Anterior  | Trimestre           | A la Fecha          | % Devengado a la Fecha |                   |                    |                      |
|                   |                             |          |          |                  |      |             |                        |        |            |          |   |                        |         |                          |                   |                      |                    |                     |                     |                     |                     |                        | 20                |                    |                      |
| 1                 | 2                           | 3        | 4        | 5                | 6    | 7           | 8                      | 9      | 10         | 11       | 12  | 13                     | 14      | 15                       | 16                | 17                   | 18                 | 19 = 17 + 0 - 18    | 20                  | 21                  | 22 = 20 + 21        | 23 = 22 / 19           | 24 = 19 - 22      | 25 = 24 / 19       |                      |
| P                 |                             | 1        |          |                  |      |             |                        |        |            |          | <b>Normas, Políticas y Administración Municipal</b> | 1101                   | 20      | 1955                     | 100               | <b>3,847,807.42</b>  | <b>652,900.11</b>  | <b>4,500,707.53</b> | <b>2,710,717.08</b> | <b>1,449,830.41</b> | <b>4,160,547.49</b> | <b>92.44</b>           | <b>340,160.04</b> | <b>7.56</b>        |                      |
| P                 |                             | 1        | 0        |                  |      |             |                        |        |            |          |   | 1101                   | 20      | 1955                     | 100               | 3,847,807.42         | 652,900.11         | 4,500,707.53        | 2,710,717.08        | 1,449,830.41        | 4,160,547.49        | 92.44                  | 340,160.04        | 7.56               |                      |
| P                 |                             | 1        | 0        | 0001             |      |             |                        |        |            |          | <b>Normas y Seguimientos</b>                        | 1101                   | 20      | 1955                     | 100               | <b>789,849.76</b>    | <b>64.00</b>       | <b>789,913.76</b>   | <b>539,152.67</b>   | <b>250,058.69</b>   | <b>789,211.36</b>   | <b>99.91</b>           | <b>702.40</b>     | <b>0.09</b>        |                      |
| P                 |                             | 1        | 0        | 0001             |      | 2           | 1                      |        |            |          | <b>REMUNERACIONES Y CONTRIBUCIONES</b>              | 1101                   | 20      | 1955                     | 100               | <b>789,849.76</b>    | <b>64.00</b>       | <b>789,913.76</b>   | <b>539,152.67</b>   | <b>250,058.69</b>   | <b>789,211.36</b>   | <b>99.91</b>           | <b>702.40</b>     | <b>0.09</b>        |                      |
| P                 |                             | 1        | 0        | 0001             |      | 2           | 1                      | 11     |            |          | <b>REMUNERACIONES</b>                               | 1101                   | 20      | 1955                     | 100               | <b>691,600.00</b>    | <b>0.00</b>        | <b>691,600.00</b>   | <b>474,078.43</b>   | <b>217,521.57</b>   | <b>691,600.00</b>   | <b>100.00</b>          | <b>0.00</b>       | <b>0.00</b>        |                      |
| P                 |                             | 1        | 0        | 0001             |      | 2           | 1                      | 11     | 111        |          |   | 1101                   | 20      | 1955                     | 100               | 638,400.00           | 0.00               | 638,400.00          | 474,078.43          | 164,321.57          | 638,400.00          | 100.00                 | 0.00              | 0.00               |                      |
| P                 |                             | 1        | 0        | 0001             |      | 2           | 1                      | 11     | 111        | 1        | Sueldos fijos                                       | 1101                   | 20      | 1955                     | 100               | 638,400.00           | 0.00               | 638,400.00          | 474,078.43          | 164,321.57          | 638,400.00          | 100.00                 | 0.00              | 0.00               |                      |
| P                 |                             | 1        | 0        | 0001             |      | 2           | 1                      | 11     | 114        |          | Sueldo anual no.13                                  | 1101                   | 20      | 1955                     | 100               | 53,200.00            | 0.00               | 53,200.00           | 0.00                | 53,200.00           | 53,200.00           | 100.00                 | 0.00              | 0.00               |                      |
| P                 |                             | 1        | 0        | 0001             |      | 2           | 1                      | 11     | 114        | 1        | Sueldo anual no.13                                  | 1101                   | 20      | 1955                     | 100               | 53,200.00            | 0.00               | 53,200.00           | 0.00                | 53,200.00           | 53,200.00           | 100.00                 | 0.00              | 0.00               |                      |
| P                 |                             | 1        | 0        | 0001             |      | 2           | 1                      | 15     |            |          | <b>CONTRIBUCIONES A LA SEGURIDAD SOCIAL</b>         | 1101                   | 20      | 1955                     | 100               | <b>98,249.76</b>     | <b>64.00</b>       | <b>98,313.76</b>    | <b>65,074.24</b>    | <b>32,537.12</b>    | <b>97,611.36</b>    | <b>99.29</b>           | <b>702.40</b>     | <b>0.71</b>        |                      |
| P                 |                             | 1        | 0        | 0001             |      | 2           | 1                      | 15     | 151        |          | Contribuciones al seguro de salud                   | 1101                   | 20      | 1955                     | 100               | 45,326.40            | 0.00               | 45,326.40           | 30,175.04           | 15,087.52           | 45,262.56           | 99.86                  | 63.84             | 0.14               |                      |
| P                 |                             | 1        | 0        | 0001             |      | 2           | 1                      | 15     | 151        | 1        | Contribuciones al seguro de salud                   | 1101                   | 20      | 1955                     | 100               | 45,326.40            | 0.00               | 45,326.40           | 30,175.04           | 15,087.52           | 45,262.56           | 99.86                  | 63.84             | 0.14               |                      |
| P                 |                             | 1        | 0        | 0001             |      | 2           | 1                      | 15     | 152        |          | Contribuciones al seguro de pensiones               | 1101                   | 20      | 1955                     | 100               | 45,262.56            | 64.00              | 45,326.56           | 30,217.60           | 15,108.80           | 45,326.40           | 100.00                 | 0.16              | 0.00               |                      |
| P                 |                             | 1        | 0        | 0001             |      | 2           | 1                      | 15     | 152        | 1        | Contribuciones al seguro de pensiones               | 1101                   | 20      | 1955                     | 100               | 45,262.56            | 64.00              | 45,326.56           | 30,217.60           | 15,108.80           | 45,326.40           | 100.00                 | 0.16              | 0.00               |                      |
| P                 |                             | 1        | 0        | 0001             |      | 2           | 1                      | 15     | 153        |          | Contribuciones al seguro de riesgo laboral          | 1101                   | 20      | 1955                     | 100               | 7,660.80             | 0.00               | 7,660.80            | 4,681.60            | 2,340.80            | 7,022.40            | 91.67                  | 638.40            | 8.33               |                      |
| P                 |                             | 1        | 0        | 0001             |      | 2           | 1                      | 15     | 153        | 1        | Contribuciones al seguro de riesgo laboral          | 1101                   | 20      | 1955                     | 100               | 7,660.80             | 0.00               | 7,660.80            | 4,681.60            | 2,340.80            | 7,022.40            | 91.67                  | 638.40            | 8.33               |                      |
| P                 |                             | 1        | 0        | 0003             |      |             |                        |        |            |          | <b>Administración Municipal</b>                     | 1101                   | 20      | 1955                     | 100               | <b>1,933,528.46</b>  | <b>653,082.45</b>  | <b>2,586,610.91</b> | <b>1,479,906.08</b> | <b>868,647.93</b>   | <b>2,348,554.01</b> | <b>90.80</b>           | <b>238,056.90</b> | <b>9.20</b>        |                      |
| P                 |                             | 1        | 0        | 0003             |      | 2           | 1                      |        |            |          | <b>REMUNERACIONES Y CONTRIBUCIONES</b>              | 1101                   | 20      | 1955                     | 100               | <b>1,786,824.80</b>  | <b>369,060.25</b>  | <b>2,155,885.05</b> | <b>1,182,224.22</b> | <b>805,499.83</b>   | <b>1,987,724.05</b> | <b>92.20</b>           | <b>168,161.00</b> | <b>7.80</b>        |                      |
| P                 |                             | 1        | 0        | 0003             |      | 2           | 1                      | 11     |            |          | <b>REMUNERACIONES</b>                               | 1101                   | 20      | 1955                     | 100               | <b>1,238,000.00</b>  | <b>276,135.25</b>  | <b>1,514,135.25</b> | <b>820,129.02</b>   | <b>565,802.23</b>   | <b>1,385,931.25</b> | <b>91.53</b>           | <b>128,204.00</b> | <b>8.47</b>        |                      |
| P                 |                             | 1        | 0        | 0003             |      | 2           | 1                      | 11     | 111        |          |   | 1101                   | 20      | 1955                     | 100               | 1,032,000.00         | 76,848.92          | 1,108,848.92        | 759,442.77          | 272,557.23          | 1,032,000.00        | 93.07                  | 76,848.92         | 6.93               |                      |
| P                 |                             | 1        | 0        | 0003             |      | 2           | 1                      | 11     | 111        | 1        | Sueldos fijos                                       | 1101                   | 20      | 1955                     | 100               | 1,032,000.00         | 76,848.92          | 1,108,848.92        | 759,442.77          | 272,557.23          | 1,032,000.00        | 93.07                  | 76,848.92         | 6.93               |                      |
| P                 |                             | 1        | 0        | 0003             |      | 2           | 1                      | 11     | 112        |          | Remuneraciones al personal con carácter transitorio | 1101                   | 20      | 1955                     | 100               | 30,000.00            | 154,845.00         | 184,845.00          | 0.00                | 184,845.00          | 184,845.00          | 100.00                 | 0.00              | 0.00               |                      |
| P                 |                             | 1        | 0        | 0003             |      | 2           | 1                      | 11     | 112        | 6        | Jornales  | 1101                   | 20      | 1955                     | 100               | 30,000.00            | 154,845.00         | 184,845.00          | 0.00                | 184,845.00          | 184,845.00          | 100.00                 | 0.00              | 0.00               |                      |
| P                 |                             | 1        | 0        | 0003             |      | 2           | 1                      | 11     | 114        |          | Sueldo anual no.13                                  | 1101                   | 20      | 1955                     | 100               | 86,000.00            | 20,833.33          | 106,833.33          | 0.00                | 88,500.00           | 88,500.00           | 82.84                  | 18,333.33         | 17.16              |                      |
| P                 |                             | 1        | 0        | 0003             |      | 2           | 1                      | 11     | 114        | 1        | Sueldo anual no.13                                  | 1101                   | 20      | 1955                     | 100               | 86,000.00            | 20,833.33          | 106,833.33          | 0.00                | 88,500.00           | 88,500.00           | 82.84                  | 18,333.33         | 17.16              |                      |
| P                 |                             | 1        | 0        | 0003             |      | 2           | 1                      | 11     | 115        |          | Prestaciones económicas                             | 1101                   | 20      | 1955                     | 100               | 60,000.00            | 16,174.00          | 76,174.00           | 43,152.29           | 0.00                | 43,152.29           | 56.65                  | 33,021.71         | 43.35              |                      |
| P                 |                             | 1        | 0        | 0003             |      | 2           | 1                      | 11     | 115        | 1        | Prestaciones económicas                             | 1101                   | 20      | 1955                     | 100               | 60,000.00            | 16,174.00          | 76,174.00           | 43,152.29           | 0.00                | 43,152.29           | 56.65                  | 33,021.71         | 43.35              |                      |
| P                 |                             | 1        | 0        | 0003             |      | 2           | 1                      | 11     | 116        |          | Vacaciones  | 1101                   | 20      | 1955                     | 100               | 30,000.00            | 7,434.00           | 37,434.00           | 17,533.96           | 19,900.00           | 37,433.96           | 100.00                 | 0.04              | 0.00               |                      |
| P                 |                             | 1        | 0        | 0003             |      | 2           | 1                      | 11     | 116        | 1        | Vacaciones  | 1101                   | 20      | 1955                     | 100               | 30,000.00            | 7,434.00           | 37,434.00           | 17,533.96           | 19,900.00           | 37,433.96           | 100.00                 | 0.04              | 0.00               |                      |
| P                 |                             | 1        | 0        | 0003             |      | 2           | 1                      | 12     |            |          | <b>SOBRESUELDOS</b>                                 | 1101                   | 20      | 1955                     | 100               | <b>290,000.00</b>    | <b>154,450.00</b>  | <b>444,450.00</b>   | <b>256,900.00</b>   | <b>187,100.00</b>   | <b>444,000.00</b>   | <b>99.90</b>           | <b>450.00</b>     | <b>0.10</b>        |                      |
| P                 |                             | 1        | 0        | 0003             |      | 2           | 1                      | 12     | 122        |          | Compensación  | 1101                   | 20      | 1955                     | 100               | 290,000.00           | 154,450.00         | 444,450.00          | 256,900.00          | 187,100.00          | 444,000.00          | 99.90                  | 450.00            | 0.10               |                      |
| P                 |                             | 1        | 0        | 0003             |      | 2           | 1                      | 12     | 122        | 8        | Compensaciones especiales                           | 1101                   | 20      | 1955                     | 100               | 290,000.00           | 154,450.00         | 444,450.00          | 256,900.00          | 187,100.00          | 444,000.00          | 99.90                  | 450.00            | 0.10               |                      |
| P                 |                             | 1        | 0        | 0003             |      | 2           | 1                      | 13     |            |          | <b>DIETAS Y GASTOS DE REPRESENTACION</b>            | 1101                   | 20      | 1955                     | 100               | <b>100,000.00</b>    | <b>-100,000.00</b> | <b>0.00</b>         | <b>0.00</b>         | <b>0.00</b>         | <b>0.00</b>         | <b>100.00</b>          | <b>0.00</b>       | <b>100.00</b>      |                      |

**MINISTERIO DE HACIENDA**  
**DIRECCIÓN GENERAL DE PRESUPUESTO**  
**EJECUCIÓN TRIMESTRAL DE LOS GASTOS Y APLICACIONES FINANCIERAS POR DESTINO DE FONDOS Y ESTRUCTURA PROGRAMÁTICA**  
CORRESPONDIENTE A 4to. OCTUBRE - DICIEMBRE DEL AÑO 2023

**CÓDIGO DEL CAPÍTULO** : 7152  
**DENOMINACIÓN** : JUNTA DEL DISTRITO DE SABANA BUEY

| Destino de Fondos | Estructura Programática     |          |          |                  |      | Código SNIP | Clasificador del Gasto |        |            |   |                        | Función   | Fuente de Financiamiento | Fuente Específica | Organismo Financiador | Presupuesto       |                     |                   | Devengado          |                     |               |                        | Balance Disponible | % Balance Disponible |              |              |
|-------------------|-----------------------------|----------|----------|------------------|------|-------------|------------------------|--------|------------|---|------------------------|-----------|--------------------------|-------------------|-----------------------|-------------------|---------------------|-------------------|--------------------|---------------------|---------------|------------------------|--------------------|----------------------|--------------|--------------|
|                   | Partidas no Asig. Programas | Programa | Proyecto | Actividad / Obra | Tipo |             | Objeto                 | Cuenta | Sub-Cuenta | Auxiliar  | Denominación del Gasto |           |                          |                   |                       | Original          | Modificaciones      | Vigente           | Acumulado Anterior | Trimestre           | A la Fecha    | % Devengado a la Fecha |                    |                      | 24 = 19 - 22 | 25 = 24 / 19 |
|                   |                             |          |          |                  |      |             |                        |        |            |   |                        |           |                          |                   |                       |                   |                     |                   |                    |                     |               |                        |                    |                      |              |              |
| P                 |                             | 1        | 0        | 0003             | 2    | 1           | 13                     | 131    |            | Dietas  | 1101                   | 20        | 1955                     | 100               | 40,000.00             | -40,000.00        | 0.00                | 0.00              | 0.00               | 0.00                | 100.00        | 0.00                   | 100.00             |                      |              |              |
| P                 |                             | 1        | 0        | 0003             | 2    | 1           | 13                     | 131    | 2          | Dietas en el exterior                                       | 1101                   | 20        | 1955                     | 100               | 40,000.00             | -40,000.00        | 0.00                | 0.00              | 0.00               | 0.00                | 100.00        | 0.00                   | 100.00             |                      |              |              |
| P                 |                             | 1        | 0        | 0003             | 2    | 1           | 13                     | 132    |            | Gastos de representación                                    | 1101                   | 20        | 1955                     | 100               | 60,000.00             | -60,000.00        | 0.00                | 0.00              | 0.00               | 0.00                | 100.00        | 0.00                   | 100.00             |                      |              |              |
| P                 |                             | 1        | 0        | 0003             | 2    | 1           | 13                     | 132    | 1          | Gastos de representación en el país                         | 1101                   | 20        | 1955                     | 100               | 60,000.00             | -60,000.00        | 0.00                | 0.00              | 0.00               | 0.00                | 100.00        | 0.00                   | 100.00             |                      |              |              |
| P                 |                             | 1        | 0        | 0003             | 2    | 1           | 15                     |        |            | <b>CONTRIBUCIONES A LA SEGURIDAD SOCIAL</b>                 | <b>1101</b>            | <b>20</b> | <b>1955</b>              | <b>100</b>        | <b>158,824.80</b>     | <b>38,475.00</b>  | <b>197,299.80</b>   | <b>105,195.20</b> | <b>52,597.60</b>   | <b>157,792.80</b>   | <b>79.98</b>  | <b>39,507.00</b>       | <b>20.02</b>       |                      |              |              |
| P                 |                             | 1        | 0        | 0003             | 2    | 1           | 15                     | 151    |            | Contribuciones al seguro de salud                           | 1101                   | 20        | 1955                     | 100               | 73,168.80             | 17,750.00         | 90,918.80           | 48,779.20         | 24,389.60          | 73,168.80           | 80.48         | 17,750.00              | 19.52              |                      |              |              |
| P                 |                             | 1        | 0        | 0003             | 2    | 1           | 15                     | 151    | 1          | Contribuciones al seguro de salud                           | 1101                   | 20        | 1955                     | 100               | 73,168.80             | 17,750.00         | 90,918.80           | 48,779.20         | 24,389.60          | 73,168.80           | 80.48         | 17,750.00              | 19.52              |                      |              |              |
| P                 |                             | 1        | 0        | 0003             | 2    | 1           | 15                     | 152    |            | Contribuciones al seguro de pensiones                       | 1101                   | 20        | 1955                     | 100               | 73,272.00             | 17,725.00         | 90,997.00           | 48,848.00         | 24,424.00          | 73,272.00           | 80.52         | 17,725.00              | 19.48              |                      |              |              |
| P                 |                             | 1        | 0        | 0003             | 2    | 1           | 15                     | 152    | 1          | Contribuciones al seguro de pensiones                       | 1101                   | 20        | 1955                     | 100               | 73,272.00             | 17,725.00         | 90,997.00           | 48,848.00         | 24,424.00          | 73,272.00           | 80.52         | 17,725.00              | 19.48              |                      |              |              |
| P                 |                             | 1        | 0        | 0003             | 2    | 1           | 15                     | 153    |            | Contribuciones al seguro de riesgo laboral                  | 1101                   | 20        | 1955                     | 100               | 12,384.00             | 3,000.00          | 15,384.00           | 7,568.00          | 3,784.00           | 11,352.00           | 73.79         | 4,032.00               | 26.21              |                      |              |              |
| P                 |                             | 1        | 0        | 0003             | 2    | 1           | 15                     | 153    | 1          | Contribuciones al seguro de riesgo laboral                  | 1101                   | 20        | 1955                     | 100               | 12,384.00             | 3,000.00          | 15,384.00           | 7,568.00          | 3,784.00           | 11,352.00           | 73.79         | 4,032.00               | 26.21              |                      |              |              |
| P                 |                             | 1        | 0        | 0003             | 2    | 2           |                        |        |            | <b>CONTRATACIÓN DE SERVICIOS</b>                            | <b>1101</b>            | <b>20</b> | <b>1955</b>              | <b>100</b>        | <b>146,703.66</b>     | <b>284,022.20</b> | <b>430,725.86</b>   | <b>297,681.86</b> | <b>63,148.10</b>   | <b>360,829.96</b>   | <b>83.77</b>  | <b>69,895.90</b>       | <b>16.23</b>       |                      |              |              |
| P                 |                             | 1        | 0        | 0003             | 2    | 2           | 23                     |        |            | <b>VIÁTICOS</b>   | <b>1101</b>            | <b>20</b> | <b>1955</b>              | <b>100</b>        | <b>21,703.66</b>      | <b>-9,878.00</b>  | <b>11,825.66</b>    | <b>11,825.00</b>  | <b>0.00</b>        | <b>11,825.00</b>    | <b>99.99</b>  | <b>0.66</b>            | <b>0.01</b>        |                      |              |              |
| P                 |                             | 1        | 0        | 0003             | 2    | 2           | 23                     | 231    |            | Viáticos dentro del país                                    | 1101                   | 20        | 1955                     | 100               | 0.00                  | 11,825.00         | 11,825.00           | 11,825.00         | 0.00               | 11,825.00           | 100.00        | 0.00                   | 0.00               |                      |              |              |
| P                 |                             | 1        | 0        | 0003             | 2    | 2           | 23                     | 231    | 1          | Viáticos dentro del país                                    | 1101                   | 20        | 1955                     | 100               | 0.00                  | 11,825.00         | 11,825.00           | 11,825.00         | 0.00               | 11,825.00           | 100.00        | 0.00                   | 0.00               |                      |              |              |
| P                 |                             | 1        | 0        | 0003             | 2    | 2           | 23                     | 232    |            | Viáticos fuera del país                                     | 1101                   | 20        | 1955                     | 100               | 21,703.66             | -21,703.00        | 0.66                | 0.00              | 0.00               | 0.00                | 0.00          | 0.66                   | 100.00             |                      |              |              |
| P                 |                             | 1        | 0        | 0003             | 2    | 2           | 23                     | 232    | 1          | Viáticos fuera del país                                     | 1101                   | 20        | 1955                     | 100               | 21,703.66             | -21,703.00        | 0.66                | 0.00              | 0.00               | 0.00                | 0.00          | 0.66                   | 100.00             |                      |              |              |
| P                 |                             | 1        | 0        | 0003             | 2    | 2           | 24                     |        |            | <b>TRANSPORTE Y ALMACENAJE</b>                              | <b>1101</b>            | <b>20</b> | <b>1955</b>              | <b>100</b>        | <b>25,000.00</b>      | <b>-18,850.00</b> | <b>6,150.00</b>     | <b>6,150.00</b>   | <b>0.00</b>        | <b>6,150.00</b>     | <b>100.00</b> | <b>0.00</b>            | <b>0.00</b>        |                      |              |              |
| P                 |                             | 1        | 0        | 0003             | 2    | 2           | 24                     | 241    |            | Pasajes   | 1101                   | 20        | 1955                     | 100               | 25,000.00             | -18,850.00        | 6,150.00            | 6,150.00          | 0.00               | 6,150.00            | 100.00        | 0.00                   | 0.00               |                      |              |              |
| P                 |                             | 1        | 0        | 0003             | 2    | 2           | 24                     | 241    | 1          | Pasajes   | 1101                   | 20        | 1955                     | 100               | 25,000.00             | -18,850.00        | 6,150.00            | 6,150.00          | 0.00               | 6,150.00            | 100.00        | 0.00                   | 0.00               |                      |              |              |
| P                 |                             | 1        | 0        | 0003             | 2    | 2           | 26                     |        |            | <b>SEGUROS</b>  | <b>1101</b>            | <b>20</b> | <b>1955</b>              | <b>100</b>        | <b>0.00</b>           | <b>198,000.00</b> | <b>198,000.00</b>   | <b>75,956.86</b>  | <b>52,148.10</b>   | <b>128,104.96</b>   | <b>64.70</b>  | <b>69,895.04</b>       | <b>35.30</b>       |                      |              |              |
| P                 |                             | 1        | 0        | 0003             | 2    | 2           | 26                     | 263    |            | Seguros de personas   | 1101                   | 20        | 1955                     | 100               | 0.00                  | 198,000.00        | 198,000.00          | 75,956.86         | 52,148.10          | 128,104.96          | 64.70         | 69,895.04              | 35.30              |                      |              |              |
| P                 |                             | 1        | 0        | 0003             | 2    | 2           | 26                     | 263    | 1          | Seguros de personas   | 1101                   | 20        | 1955                     | 100               | 0.00                  | 198,000.00        | 198,000.00          | 75,956.86         | 52,148.10          | 128,104.96          | 64.70         | 69,895.04              | 35.30              |                      |              |              |
| P                 |                             | 1        | 0        | 0003             | 2    | 2           | 28                     |        |            | <b>OTROS SERVICIOS NO INCLUIDOS EN CONCEPTOS ANTERIORES</b> | <b>1101</b>            | <b>20</b> | <b>1955</b>              | <b>100</b>        | <b>100,000.00</b>     | <b>114,750.20</b> | <b>214,750.20</b>   | <b>203,750.00</b> | <b>11,000.00</b>   | <b>214,750.00</b>   | <b>100.00</b> | <b>0.20</b>            | <b>0.00</b>        |                      |              |              |
| P                 |                             | 1        | 0        | 0003             | 2    | 2           | 28                     | 287    |            | Servicios Técnicos y Profesionales                          | 1101                   | 20        | 1955                     | 100               | 100,000.00            | 114,750.20        | 214,750.20          | 203,750.00        | 11,000.00          | 214,750.00          | 100.00        | 0.20                   | 0.00               |                      |              |              |
| P                 |                             | 1        | 0        | 0003             | 2    | 2           | 28                     | 287    | 6          | Otros servicios técnicos profesionales                      | 1101                   | 20        | 1955                     | 100               | 100,000.00            | 114,750.20        | 214,750.20          | 203,750.00        | 11,000.00          | 214,750.00          | 100.00        | 0.20                   | 0.00               |                      |              |              |
| P                 |                             | 1        | 0        | 0004             |      |             |                        |        |            | <b>Servicios Administrativos y Financieros</b>              | <b>1102</b>            | <b>20</b> | <b>1955</b>              | <b>100</b>        | <b>1,124,429.20</b>   | <b>-246.34</b>    | <b>1,124,182.86</b> | <b>691,658.33</b> | <b>331,123.79</b>  | <b>1,022,782.12</b> | <b>90.98</b>  | <b>101,400.74</b>      | <b>9.02</b>        |                      |              |              |
| P                 |                             | 1        | 0        | 0004             | 2    | 1           |                        |        |            | <b>REMUNERACIONES Y CONTRIBUCIONES</b>                      | <b>1102</b>            | <b>20</b> | <b>1955</b>              | <b>100</b>        | <b>1,024,429.20</b>   | <b>45,166.66</b>  | <b>1,069,595.86</b> | <b>680,560.90</b> | <b>327,205.76</b>  | <b>1,007,766.66</b> | <b>94.22</b>  | <b>61,829.20</b>       | <b>5.78</b>        |                      |              |              |
| P                 |                             | 1        | 0        | 0004             | 2    | 1           | 11                     |        |            | <b>REMUNERACIONES</b>                                       | <b>1102</b>            | <b>20</b> | <b>1955</b>              | <b>100</b>        | <b>897,000.00</b>     | <b>45,166.66</b>  | <b>942,166.66</b>   | <b>638,904.90</b> | <b>303,261.76</b>  | <b>942,166.66</b>   | <b>100.00</b> | <b>0.00</b>            | <b>0.00</b>        |                      |              |              |
| P                 |                             | 1        | 0        | 0004             | 2    | 1           | 11                     | 111    |            |   | 1102                   | 20        | 1955                     | 100               | 828,000.00            | 32,000.00         | 860,000.00          | 638,904.90        | 221,095.10         | 860,000.00          | 100.00        | 0.00                   | 0.00               |                      |              |              |
| P                 |                             | 1        | 0        | 0004             | 2    | 1           | 11                     | 111    | 1          | Sueldos fijos   | 1102                   | 20        | 1955                     | 100               | 828,000.00            | 32,000.00         | 860,000.00          | 638,904.90        | 221,095.10         | 860,000.00          | 100.00        | 0.00                   | 0.00               |                      |              |              |
| P                 |                             | 1        | 0        | 0004             | 2    | 1           | 11                     | 114    |            | Sueldo anual no.13  | 1102                   | 20        | 1955                     | 100               | 69,000.00             | 13,166.66         | 82,166.66           | 0.00              | 82,166.66          | 82,166.66           | 100.00        | 0.00                   | 0.00               |                      |              |              |
| P                 |                             | 1        | 0        | 0004             | 2    | 1           | 11                     | 114    | 1          | Sueldo anual no.13  | 1102                   | 20        | 1955                     | 100               | 69,000.00             | 13,166.66         | 82,166.66           | 0.00              | 82,166.66          | 82,166.66           | 100.00        | 0.00                   | 0.00               |                      |              |              |

**MINISTERIO DE HACIENDA**  
**DIRECCIÓN GENERAL DE PRESUPUESTO**  
**EJECUCIÓN TRIMESTRAL DE LOS GASTOS Y APLICACIONES FINANCIERAS POR DESTINO DE FONDOS Y ESTRUCTURA PROGRAMÁTICA**  
CORRESPONDIENTE A 4to. OCTUBRE - DICIEMBRE DEL AÑO 2023

**CÓDIGO DEL CAPÍTULO** : 7152  
**DENOMINACIÓN** : JUNTA DEL DISTRITO DE SABANA BUEY

| Destino de Fondos | Estructura Programática     |          |          |                  |      | Código SNIP | Clasificador del Gasto |        |            |          |   | Función | Fuente de Financiamiento | Fuente Específica | Organismo Financiador | Presupuesto       |                     |                   | Devengado           |                     |                     |                        | Balance Disponible | % Balance Disponible |              |              |
|-------------------|-----------------------------|----------|----------|------------------|------|-------------|------------------------|--------|------------|----------|---|---------|--------------------------|-------------------|-----------------------|-------------------|---------------------|-------------------|---------------------|---------------------|---------------------|------------------------|--------------------|----------------------|--------------|--------------|
|                   | Partidas no Asig. Programas | Programa | Proyecto | Actividad / Obra | Tipo |             | Objeto                 | Cuenta | Sub-Cuenta | Auxiliar | Denominación del Gasto                                      |         |                          |                   |                       | Original          | Modificaciones      | Vigente           | Acumulado Anterior  | Trimestre           | A la Fecha          | % Devengado a la Fecha |                    |                      | 24 = 19 - 22 | 25 = 24 / 19 |
|                   |                             |          |          |                  |      |             |                        |        |            |          |   |         |                          |                   |                       |                   |                     |                   |                     |                     |                     |                        |                    |                      |              |              |
| P                 |                             | 1        | 0        | 0004             |      | 2           | 1                      | 15     |            |          | <b>CONTRIBUCIONES A LA SEGURIDAD SOCIAL</b>                 | 1102    | 20                       | 1955              | 100                   | <b>127,429.20</b> | <b>0.00</b>         | <b>127,429.20</b> | <b>41,656.00</b>    | <b>23,944.00</b>    | <b>65,600.00</b>    | <b>51.48</b>           | <b>61,829.20</b>   | <b>48.52</b>         |              |              |
| P                 |                             | 1        | 0        | 0004             |      | 2           | 1                      | 15     | 151        |          | Contribuciones al seguro de salud                           | 1102    | 20                       | 1955              | 100                   | 58,705.20         | 0.00                | 58,705.20         | 0.00                | 0.00                | 0.00                | 0.00                   | 0.00               | 58,705.20            | 100.00       |              |
| P                 |                             | 1        | 0        | 0004             |      | 2           | 1                      | 15     | 151        | 1        | Contribuciones al seguro de salud                           | 1102    | 20                       | 1955              | 100                   | 58,705.20         | 0.00                | 58,705.20         | 0.00                | 0.00                | 0.00                | 0.00                   | 0.00               | 58,705.20            | 100.00       |              |
| P                 |                             | 1        | 0        | 0004             |      | 2           | 1                      | 15     | 152        |          | Contribuciones al seguro de pensiones                       | 1102    | 20                       | 1955              | 100                   | 58,788.00         | 0.00                | 58,788.00         | 36,068.00           | 20,732.00           | 56,800.00           | 96.62                  | 1,988.00           | 3.38                 |              |              |
| P                 |                             | 1        | 0        | 0004             |      | 2           | 1                      | 15     | 152        | 1        | Contribuciones al seguro de pensiones                       | 1102    | 20                       | 1955              | 100                   | 58,788.00         | 0.00                | 58,788.00         | 36,068.00           | 20,732.00           | 56,800.00           | 96.62                  | 1,988.00           | 3.38                 |              |              |
| P                 |                             | 1        | 0        | 0004             |      | 2           | 1                      | 15     | 153        |          | Contribuciones al seguro de riesgo laboral                  | 1102    | 20                       | 1955              | 100                   | 9,936.00          | 0.00                | 9,936.00          | 5,588.00            | 3,212.00            | 8,800.00            | 88.57                  | 1,136.00           | 11.43                |              |              |
| P                 |                             | 1        | 0        | 0004             |      | 2           | 1                      | 15     | 153        | 1        | Contribuciones al seguro de riesgo laboral                  | 1102    | 20                       | 1955              | 100                   | 9,936.00          | 0.00                | 9,936.00          | 5,588.00            | 3,212.00            | 8,800.00            | 88.57                  | 1,136.00           | 11.43                |              |              |
| P                 |                             | 1        | 0        | 0004             |      | 2           | 2                      |        |            |          | <b>CONTRATACIÓN DE SERVICIOS</b>                            | 1102    | 20                       | 1955              | 100                   | <b>100,000.00</b> | <b>-45,413.00</b>   | <b>54,587.00</b>  | <b>11,097.43</b>    | <b>3,918.03</b>     | <b>15,015.46</b>    | <b>27.51</b>           | <b>39,571.54</b>   | <b>72.49</b>         |              |              |
| P                 |                             | 1        | 0        | 0004             |      | 2           | 2                      | 22     |            |          | <b>PUBLICIDAD IMPRESIÓN Y ENCUADERNACION</b>                | 1102    | 20                       | 1955              | 100                   | <b>40,000.00</b>  | <b>-38,950.00</b>   | <b>1,050.00</b>   | <b>1,050.00</b>     | <b>0.00</b>         | <b>1,050.00</b>     | <b>100.00</b>          | <b>0.00</b>        | <b>0.00</b>          |              |              |
| P                 |                             | 1        | 0        | 0004             |      | 2           | 2                      | 22     | 222        |          | Impresión y encuadernación                                  | 1102    | 20                       | 1955              | 100                   | 40,000.00         | -38,950.00          | 1,050.00          | 1,050.00            | 0.00                | 1,050.00            | 100.00                 | 0.00               | 0.00                 |              |              |
| P                 |                             | 1        | 0        | 0004             |      | 2           | 2                      | 22     | 222        | 1        | Impresión y encuadernación                                  | 1102    | 20                       | 1955              | 100                   | 40,000.00         | -38,950.00          | 1,050.00          | 1,050.00            | 0.00                | 1,050.00            | 100.00                 | 0.00               | 0.00                 |              |              |
| P                 |                             | 1        | 0        | 0004             |      | 2           | 2                      | 28     |            |          | <b>OTROS SERVICIOS NO INCLUIDOS EN CONCEPTOS ANTERIORES</b> | 1102    | 20                       | 1955              | 100                   | <b>60,000.00</b>  | <b>-6,463.00</b>    | <b>53,537.00</b>  | <b>10,047.43</b>    | <b>3,918.03</b>     | <b>13,965.46</b>    | <b>26.09</b>           | <b>39,571.54</b>   | <b>73.91</b>         |              |              |
| P                 |                             | 1        | 0        | 0004             |      | 2           | 2                      | 28     | 282        |          | Comisiones y gastos bancarios                               | 1102    | 20                       | 1955              | 100                   | 60,000.00         | -6,463.00           | 53,537.00         | 10,047.43           | 3,918.03            | 13,965.46           | 26.09                  | 39,571.54          | 73.91                |              |              |
| P                 |                             | 1        | 0        | 0004             |      | 2           | 2                      | 28     | 282        | 1        | Comisiones y gastos bancarios                               | 1102    | 20                       | 1955              | 100                   | 60,000.00         | -6,463.00           | 53,537.00         | 10,047.43           | 3,918.03            | 13,965.46           | 26.09                  | 39,571.54          | 73.91                |              |              |
| P                 |                             | 12       |          |                  |      |             |                        |        |            |          | <b>Gestión y Administración de Servicios Públicos</b>       | 3299    | 30                       | 9995              | 102                   | <b>769,559.13</b> | <b>14,000.00</b>    | <b>783,559.13</b> | <b>0.00</b>         | <b>765,500.79</b>   | <b>765,500.79</b>   | <b>97.70</b>           | <b>18,058.34</b>   | <b>2.30</b>          |              |              |
| P                 |                             | 12       | 0        |                  |      |             |                        |        |            |          |   | 3299    | 30                       | 9995              | 102                   | 769,559.13        | 14,000.00           | 783,559.13        | 0.00                | 765,500.79          | 765,500.79          | 97.70                  | 18,058.34          | 2.30                 |              |              |
| P                 |                             | 12       | 0        | 0002             |      |             |                        |        |            |          | <b>Ornato y Saneamiento de Calles, Plazas y Parques</b>     | 3299    | 30                       | 9995              | 102                   | <b>769,559.13</b> | <b>14,000.00</b>    | <b>783,559.13</b> | <b>0.00</b>         | <b>765,500.79</b>   | <b>765,500.79</b>   | <b>97.70</b>           | <b>18,058.34</b>   | <b>2.30</b>          |              |              |
| P                 |                             | 12       | 0        | 0002             |      | 2           | 1                      |        |            |          | <b>REMUNERACIONES Y CONTRIBUCIONES</b>                      | 3299    | 30                       | 9995              | 102                   | <b>769,559.13</b> | <b>14,000.00</b>    | <b>783,559.13</b> | <b>0.00</b>         | <b>765,500.79</b>   | <b>765,500.79</b>   | <b>97.70</b>           | <b>18,058.34</b>   | <b>2.30</b>          |              |              |
| P                 |                             | 12       | 0        | 0002             |      | 2           | 1                      | 11     |            |          | <b>REMUNERACIONES</b>                                       | 3299    | 30                       | 9995              | 102                   | <b>673,833.33</b> | <b>14,000.00</b>    | <b>687,833.33</b> | <b>0.00</b>         | <b>685,500.00</b>   | <b>685,500.00</b>   | <b>99.66</b>           | <b>2,333.33</b>    | <b>0.34</b>          |              |              |
| P                 |                             | 12       | 0        | 0002             |      | 2           | 1                      | 11     | 111        |          |   | 3299    | 30                       | 9995              | 102                   | 622,000.00        | 14,000.00           | 636,000.00        | 0.00                | 636,000.00          | 636,000.00          | 100.00                 | 0.00               | 0.00                 |              |              |
| P                 |                             | 12       | 0        | 0002             |      | 2           | 1                      | 11     | 111        | 1        | Sueldos fijos   | 3299    | 30                       | 9995              | 102                   | 622,000.00        | 14,000.00           | 636,000.00        | 0.00                | 636,000.00          | 636,000.00          | 100.00                 | 0.00               | 0.00                 |              |              |
| P                 |                             | 12       | 0        | 0002             |      | 2           | 1                      | 11     | 114        |          | Sueldo anual no.13  | 3201    | 20                       | 1955              | 100                   | 51,833.33         | 0.00                | 51,833.33         | 0.00                | 49,500.00           | 49,500.00           | 95.50                  | 2,333.33           | 4.50                 |              |              |
| P                 |                             | 12       | 0        | 0002             |      | 2           | 1                      | 11     | 114        | 1        | Sueldo anual no.13  | 3201    | 20                       | 1955              | 100                   | 51,833.33         | 0.00                | 51,833.33         | 0.00                | 49,500.00           | 49,500.00           | 95.50                  | 2,333.33           | 4.50                 |              |              |
| P                 |                             | 12       | 0        | 0002             |      | 2           | 1                      | 15     |            |          | <b>CONTRIBUCIONES A LA SEGURIDAD SOCIAL</b>                 | 3201    | 20                       | 1955              | 100                   | <b>95,725.80</b>  | <b>0.00</b>         | <b>95,725.80</b>  | <b>0.00</b>         | <b>80,000.79</b>    | <b>80,000.79</b>    | <b>83.57</b>           | <b>15,725.01</b>   | <b>16.43</b>         |              |              |
| P                 |                             | 12       | 0        | 0002             |      | 2           | 1                      | 15     | 151        |          | Contribuciones al seguro de salud                           | 3201    | 20                       | 1955              | 100                   | 44,162.00         | 0.00                | 44,162.00         | 0.00                | 35,733.60           | 35,733.60           | 80.91                  | 8,428.40           | 19.09                |              |              |
| P                 |                             | 12       | 0        | 0002             |      | 2           | 1                      | 15     | 151        | 1        | Contribuciones al seguro de salud                           | 3201    | 20                       | 1955              | 100                   | 44,162.00         | 0.00                | 44,162.00         | 0.00                | 35,733.60           | 35,733.60           | 80.91                  | 8,428.40           | 19.09                |              |              |
| P                 |                             | 12       | 0        | 0002             |      | 2           | 1                      | 15     | 152        |          | Contribuciones al seguro de pensiones                       | 3201    | 20                       | 1955              | 100                   | 44,099.80         | 0.00                | 44,099.80         | 0.00                | 38,723.19           | 38,723.19           | 87.81                  | 5,376.61           | 12.19                |              |              |
| P                 |                             | 12       | 0        | 0002             |      | 2           | 1                      | 15     | 152        | 1        | Contribuciones al seguro de pensiones                       | 3201    | 20                       | 1955              | 100                   | 44,099.80         | 0.00                | 44,099.80         | 0.00                | 38,723.19           | 38,723.19           | 87.81                  | 5,376.61           | 12.19                |              |              |
| P                 |                             | 12       | 0        | 0002             |      | 2           | 1                      | 15     | 153        |          | Contribuciones al seguro de riesgo laboral                  | 3201    | 20                       | 1955              | 100                   | 7,464.00          | 0.00                | 7,464.00          | 0.00                | 5,544.00            | 5,544.00            | 74.28                  | 1,920.00           | 25.72                |              |              |
| P                 |                             | 12       | 0        | 0002             |      | 2           | 1                      | 15     | 153        | 1        | Contribuciones al seguro de riesgo laboral                  | 3201    | 20                       | 1955              | 100                   | 7,464.00          | 0.00                | 7,464.00          | 0.00                | 5,544.00            | 5,544.00            | 74.28                  | 1,920.00           | 25.72                |              |              |
|                   |                             |          |          |                  |      |             |                        |        |            |          |   |         |                          |                   |                       |                   | <b>4,617,366.55</b> | <b>666,900.11</b> | <b>5,284,266.66</b> | <b>2,710,717.08</b> | <b>2,215,331.20</b> | <b>4,926,048.28</b>    | <b>93.22</b>       | <b>358,218.38</b>    | <b>6.78</b>  |              |

**MINISTERIO DE HACIENDA**  
**DIRECCIÓN GENERAL DE PRESUPUESTO**  
**EJECUCIÓN TRIMESTRAL DE LOS GASTOS Y APLICACIONES FINANCIERAS POR DESTINO DE FONDOS Y ESTRUCTURA PROGRAMÁTICA**  
CORRESPONDIENTE A 4to. OCTUBRE - DICIEMBRE DEL AÑO 2023

**CÓDIGO DEL CAPÍTULO** : 7152  
**DENOMINACIÓN** : JUNTA DEL DISTRITO DE SABANA BUEY

| Destino de Fondos | Estructura Programática     |          |          |                  |      | Código SNIP | Clasificador del Gasto |        |            |          |   | Denominación del Gasto | Función | Fuente de Financiamiento | Fuente Específica | Organismo Financiador | Presupuesto    |                  |                    | Devengado  |              |                        |                  | Balance Disponible | % Balance Disponible |
|-------------------|-----------------------------|----------|----------|------------------|------|-------------|------------------------|--------|------------|----------|---|------------------------|---------|--------------------------|-------------------|-----------------------|----------------|------------------|--------------------|------------|--------------|------------------------|------------------|--------------------|----------------------|
|                   | Partidas no Asig. Programas | Programa | Proyecto | Actividad / Obra | Tipo |             | Objeto                 | Cuenta | Sub-Cuenta | Auxiliar | Original  |                        |         |                          |                   |                       | Modificaciones | Vigente          | Acumulado Anterior | Trimestre  | A la Fecha   | % Devengado a la Fecha |                  |                    |                      |
|                   |                             |          |          |                  |      |             |                        |        |            |          |   |                        |         |                          |                   |                       |                |                  |                    |            |              |                        | 19 = 17 + 0 - 18 |                    |                      |
| 1                 | 2                           | 3        | 4        | 5                | 6    | 7           | 8                      | 9      | 10         | 11       | 12  | 13                     | 14      | 15                       | 16                | 17                    | 18             | 19 = 17 + 0 - 18 | 20                 | 21         | 22 = 20 + 21 | 23 = 22 / 19           | 24 = 19 - 22     | 25 = 24 / 19       |                      |
| I                 |                             | 1        |          |                  |      |             |                        |        |            |          | <b>Normas, Políticas y Administración Municipal</b>                               | 1101                   | 20      | 1955                     | 100               | 2,182,917.92          | 1,646,140.81   | 3,829,058.73     | 3,148,596.55       | 532,960.65 | 3,681,557.20 | 96.15                  | 147,501.53       | 3.85               |                      |
| I                 |                             | 1        | 0        |                  |      |             |                        |        |            |          |   | 1101                   | 20      | 1955                     | 100               | 2,182,917.92          | 1,646,140.81   | 3,829,058.73     | 3,148,596.55       | 532,960.65 | 3,681,557.20 | 96.15                  | 147,501.53       | 3.85               |                      |
| I                 |                             | 1        | 0        | 0003             |      |             |                        |        |            |          | <b>Administración Municipal</b>   | 1101                   | 20      | 1955                     | 100               | 2,132,917.92          | 1,666,140.81   | 3,799,058.73     | 3,131,445.39       | 530,027.61 | 3,661,473.00 | 96.38                  | 137,585.73       | 3.62               |                      |
| I                 |                             | 1        | 0        | 0003             |      | 2           | 2                      |        |            |          | <b>CONTRATACIÓN DE SERVICIOS</b>  | 1101                   | 20      | 1955                     | 100               | 1,551,387.78          | 1,564,207.35   | 3,115,595.13     | 2,496,409.34       | 492,031.13 | 2,988,440.47 | 95.92                  | 127,154.66       | 4.08               |                      |
| I                 |                             | 1        | 0        | 0003             |      | 2           | 2                      | 25     |            |          | <b>ALQUILERES Y RENTAS</b>  | 1101                   | 20      | 1955                     | 100               | 69,040.00             | -22,040.00     | 47,000.00        | 40,000.00          | 7,000.00   | 47,000.00    | 100.00                 | 0.00             | 0.00               |                      |
| I                 |                             | 1        | 0        | 0003             |      | 2           | 2                      | 25     | 254        |          | Alquileres de equipos de transporte, tracción y elevación                         | 1101                   | 20      | 1955                     | 100               | 69,040.00             | -22,040.00     | 47,000.00        | 40,000.00          | 7,000.00   | 47,000.00    | 100.00                 | 0.00             | 0.00               |                      |
| I                 |                             | 1        | 0        | 0003             |      | 2           | 2                      | 25     | 254        | 1        | Alquileres de equipos de transporte, tracción y elevación                         | 1101                   | 20      | 1955                     | 100               | 69,040.00             | -22,040.00     | 47,000.00        | 40,000.00          | 7,000.00   | 47,000.00    | 100.00                 | 0.00             | 0.00               |                      |
| I                 |                             | 1        | 0        | 0003             |      | 2           | 2                      | 27     |            |          | <b>SERVICIOS DE CONSERVACION, REPARACIONES MENORES E INSTALACIONES TEMPORALES</b> | 1101                   | 20      | 1955                     | 100               | 1,345,000.00          | 1,594,593.45   | 2,939,593.45     | 2,328,055.89       | 485,031.13 | 2,813,087.02 | 95.70                  | 126,506.43       | 4.30               |                      |
| I                 |                             | 1        | 0        | 0003             |      | 2           | 2                      | 27     | 271        |          | Contratación de obras menores   | 1101                   | 20      | 1955                     | 100               | 600,000.00            | 1,146,140.45   | 1,746,140.45     | 1,425,004.36       | 314,829.86 | 1,739,834.22 | 99.64                  | 6,306.23         | 0.36               |                      |
| I                 |                             | 1        | 0        | 0003             |      | 2           | 2                      | 27     | 271        | 1        | Obras Menores en edificaciones  | 1101                   | 20      | 1955                     | 100               | 0.00                  | 163,500.00     | 163,500.00       | 161,429.80         | 0.00       | 161,429.80   | 98.73                  | 2,070.20         | 1.27               |                      |
| I                 |                             | 1        | 0        | 0003             |      | 2           | 2                      | 27     | 271        | 2        | Servicios especiales de mantenimiento y reparación                                | 1101                   | 20      | 1955                     | 100               | 200,000.00            | 851,980.47     | 1,051,980.47     | 1,020,254.21       | 31,719.31  | 1,051,973.52 | 100.00                 | 6.95             | 0.00               |                      |
| I                 |                             | 1        | 0        | 0003             |      | 2           | 2                      | 27     | 271        | 4        | Mantenimiento y reparación de obras civiles en instalaciones varias               | 1101                   | 30      | 9998                     | 102               | 400,000.00            | 26,590.18      | 426,590.18       | 141,250.55         | 281,110.55 | 422,361.10   | 99.01                  | 4,229.08         | 0.99               |                      |
| I                 |                             | 1        | 0        | 0003             |      | 2           | 2                      | 27     | 271        | 7        | Servicios de pintura y derivados con fines de higiene y embellecimiento           | 1101                   | 20      | 1955                     | 100               | 0.00                  | 104,069.80     | 104,069.80       | 102,069.80         | 2,000.00   | 104,069.80   | 100.00                 | 0.00             | 0.00               |                      |
| I                 |                             | 1        | 0        | 0003             |      | 2           | 2                      | 27     | 272        |          | Mantenimiento y reparación de maquinaria y equipos                                | 1101                   | 20      | 1955                     | 100               | 745,000.00            | 448,453.00     | 1,193,453.00     | 903,051.53         | 170,201.27 | 1,073,252.80 | 89.93                  | 120,200.20       | 10.07              |                      |
| I                 |                             | 1        | 0        | 0003             |      | 2           | 2                      | 27     | 272        | 6        | Mantenimiento y reparacion de equipos de transporte , tracción elevación          | 1101                   | 20      | 1955                     | 100               | 745,000.00            | 448,453.00     | 1,193,453.00     | 903,051.53         | 170,201.27 | 1,073,252.80 | 89.93                  | 120,200.20       | 10.07              |                      |
| I                 |                             | 1        | 0        | 0003             |      | 2           | 2                      | 28     |            |          | <b>OTROS SERVICIOS NO INCLUIDOS EN CONCEPTOS ANTERIORES</b>                       | 1101                   | 20      | 1955                     | 100               | 137,347.78            | -8,346.10      | 129,001.68       | 128,353.45         | 0.00       | 128,353.45   | 99.50                  | 648.23           | 0.50               |                      |
| I                 |                             | 1        | 0        | 0003             |      | 2           | 2                      | 28     | 287        |          | Servicios Técnicos y Profesionales  | 1101                   | 20      | 1955                     | 100               | 137,347.78            | -8,346.10      | 129,001.68       | 128,353.45         | 0.00       | 128,353.45   | 99.50                  | 648.23           | 0.50               |                      |
| I                 |                             | 1        | 0        | 0003             |      | 2           | 2                      | 28     | 287        | 1        | Estudio de ingeniería, arquitectura, investigaciones y analisis de factibilidad   | 1101                   | 20      | 1955                     | 100               | 137,347.78            | -8,346.10      | 129,001.68       | 128,353.45         | 0.00       | 128,353.45   | 99.50                  | 648.23           | 0.50               |                      |
| I                 |                             | 1        | 0        | 0003             |      | 2           | 3                      |        |            |          | <b>MATERIALES Y SUMINISTROS</b>   | 1101                   | 20      | 1955                     | 100               | 281,530.14            | 11,783.46      | 293,313.60       | 255,651.81         | 36,177.05  | 291,828.86   | 99.49                  | 1,484.74         | 0.51               |                      |
| I                 |                             | 1        | 0        | 0003             |      | 2           | 3                      | 35     |            |          | <b>PRODUCTOS DE CUERO, CAUCHO Y PLÁSTICO</b>                                      | 1101                   | 20      | 1955                     | 100               | 130,000.00            | -41,509.05     | 88,490.95        | 77,735.04          | 10,480.37  | 88,215.41    | 99.69                  | 275.54           | 0.31               |                      |
| I                 |                             | 1        | 0        | 0003             |      | 2           | 3                      | 35     | 353        |          | Llantas y neumáticos  | 1101                   | 20      | 1955                     | 100               | 130,000.00            | -41,509.05     | 88,490.95        | 77,735.04          | 10,480.37  | 88,215.41    | 99.69                  | 275.54           | 0.31               |                      |
| I                 |                             | 1        | 0        | 0003             |      | 2           | 3                      | 35     | 353        | 1        | Llantas y neumáticos  | 1101                   | 20      | 1955                     | 100               | 130,000.00            | -41,509.05     | 88,490.95        | 77,735.04          | 10,480.37  | 88,215.41    | 99.69                  | 275.54           | 0.31               |                      |
| I                 |                             | 1        | 0        | 0003             |      | 2           | 3                      | 39     |            |          | <b>PRODUCTOS Y UTILES VARIOS</b>  | 1101                   | 20      | 1955                     | 100               | 151,530.14            | 53,292.51      | 204,822.65       | 177,916.77         | 25,696.68  | 203,613.45   | 99.41                  | 1,209.20         | 0.59               |                      |
| I                 |                             | 1        | 0        | 0003             |      | 2           | 3                      | 39     | 396        |          | Productos eléctricos y afines   | 1101                   | 20      | 1955                     | 100               | 151,530.14            | 53,292.51      | 204,822.65       | 177,916.77         | 25,696.68  | 203,613.45   | 99.41                  | 1,209.20         | 0.59               |                      |
| I                 |                             | 1        | 0        | 0003             |      | 2           | 3                      | 39     | 396        | 1        | Productos eléctricos y afines   | 1101                   | 20      | 1955                     | 100               | 151,530.14            | 53,292.51      | 204,822.65       | 177,916.77         | 25,696.68  | 203,613.45   | 99.41                  | 1,209.20         | 0.59               |                      |
| I                 |                             | 1        | 0        | 0003             |      | 2           | 6                      |        |            |          | <b>BIENES MUEBLES, INMUEBLES E INTANGIBLES</b>                                    | 1101                   | 20      | 1955                     | 100               | 300,000.00            | 90,150.00      | 390,150.00       | 379,384.24         | 1,819.43   | 381,203.67   | 97.71                  | 8,946.33         | 2.29               |                      |
| I                 |                             | 1        | 0        | 0003             |      | 2           | 6                      | 61     |            |          | <b>MOBILIARIO Y EQUIPO</b>  | 1101                   | 20      | 1955                     | 100               | 200,000.00            | -9,850.00      | 190,150.00       | 187,559.60         | 0.00       | 187,559.60   | 98.64                  | 2,590.40         | 1.36               |                      |

**MINISTERIO DE HACIENDA**  
**DIRECCIÓN GENERAL DE PRESUPUESTO**  
**EJECUCIÓN TRIMESTRAL DE LOS GASTOS Y APLICACIONES FINANCIERAS POR DESTINO DE FONDOS Y ESTRUCTURA PROGRAMÁTICA**  
CORRESPONDIENTE A 4to. OCTUBRE - DICIEMBRE DEL AÑO 2023

**CÓDIGO DEL CAPÍTULO** : 7152  
**DENOMINACIÓN** : JUNTA DEL DISTRITO DE SABANA BUEY

| Destino de Fondos | Estructura Programática     |          |          |                  |      | Código SNIP | Clasificador del Gasto |        |            |          |   | Función     | Fuente de Financiamiento | Fuente Específica | Organismo Financiador | Presupuesto         |                     |                     | Devengado           |                     |                     |                        | Balance Disponible | % Balance Disponible |              |              |
|-------------------|-----------------------------|----------|----------|------------------|------|-------------|------------------------|--------|------------|----------|---|-------------|--------------------------|-------------------|-----------------------|---------------------|---------------------|---------------------|---------------------|---------------------|---------------------|------------------------|--------------------|----------------------|--------------|--------------|
|                   | Partidas no Asig. Programas | Programa | Proyecto | Actividad / Obra | Tipo |             | Objeto                 | Cuenta | Sub-Cuenta | Auxiliar | Denominación del Gasto  |             |                          |                   |                       | Original            | Modificaciones      | Vigente             | Acumulado Anterior  | Trimestre           | A la Fecha          | % Devengado a la Fecha |                    |                      | 24 = 19 - 22 | 25 = 24 / 19 |
|                   |                             |          |          |                  |      |             |                        |        |            |          |   |             |                          |                   |                       |                     |                     |                     |                     |                     |                     |                        |                    |                      |              |              |
| 1                 | 2                           | 3        | 4        | 5                | 6    | 7           | 8                      | 9      | 10         | 11       | 12  | 13          | 14                       | 15                | 16                    | 17                  | 18                  | 19 = 17 + 0 - 18    | 20                  | 21                  | 22 = 20 + 21        | 23 = 22 / 19           | 24 = 19 - 22       | 25 = 24 / 19         |              |              |
| I                 |                             | 1        | 0        | 0003             |      | 2           | 6                      | 61     | 611        |          | Muebles de oficina y estantería   | 1101        | 20                       | 1955              | 100                   | 50,000.00           | 5,150.00            | 55,150.00           | 55,149.99           | 0.00                | 55,149.99           | 100.00                 | 0.01               | 0.00                 |              |              |
| I                 |                             | 1        | 0        | 0003             |      | 2           | 6                      | 61     | 611        | 1        | Muebles de oficina y estantería   | 1101        | 20                       | 1955              | 100                   | 50,000.00           | 5,150.00            | 55,150.00           | 55,149.99           | 0.00                | 55,149.99           | 100.00                 | 0.01               | 0.00                 |              |              |
| I                 |                             | 1        | 0        | 0003             |      | 2           | 6                      | 61     | 613        |          | Equipo computacional  | 1101        | 20                       | 1955              | 100                   | 50,000.00           | -25,000.00          | 25,000.00           | 25,000.00           | 0.00                | 25,000.00           | 100.00                 | 0.00               | 0.00                 |              |              |
| I                 |                             | 1        | 0        | 0003             |      | 2           | 6                      | 61     | 613        | 1        | Equipo computacional  | 1101        | 20                       | 1955              | 100                   | 50,000.00           | -25,000.00          | 25,000.00           | 25,000.00           | 0.00                | 25,000.00           | 100.00                 | 0.00               | 0.00                 |              |              |
| I                 |                             | 1        | 0        | 0003             |      | 2           | 6                      | 61     | 619        |          | Otros mobiliarios y equipos no identificados precedentemente              | 1101        | 20                       | 1955              | 100                   | 100,000.00          | 10,000.00           | 110,000.00          | 107,409.61          | 0.00                | 107,409.61          | 97.65                  | 2,590.39           | 2.35                 |              |              |
| I                 |                             | 1        | 0        | 0003             |      | 2           | 6                      | 61     | 619        | 1        | Otros mobiliarios y equipos no identificados precedentemente              | 1101        | 20                       | 1955              | 100                   | 100,000.00          | 10,000.00           | 110,000.00          | 107,409.61          | 0.00                | 107,409.61          | 97.65                  | 2,590.39           | 2.35                 |              |              |
| I                 |                             | 1        | 0        | 0003             |      | 2           | 6                      | 64     |            |          | <b>VEHICULOS Y EQUIPO DE TRANSPORTE, TRACCIÓN Y ELEVACIÓN</b>             | <b>1101</b> | <b>20</b>                | <b>1955</b>       | <b>100</b>            | <b>100,000.00</b>   | <b>50,000.00</b>    | <b>150,000.00</b>   | <b>143,644.07</b>   | <b>0.00</b>         | <b>143,644.07</b>   | <b>95.76</b>           | <b>6,355.93</b>    | <b>4.24</b>          |              |              |
| I                 |                             | 1        | 0        | 0003             |      | 2           | 6                      | 64     | 641        |          | Automóviles y camiones  | 1101        | 20                       | 1955              | 100                   | 100,000.00          | 50,000.00           | 150,000.00          | 143,644.07          | 0.00                | 143,644.07          | 95.76                  | 6,355.93           | 4.24                 |              |              |
| I                 |                             | 1        | 0        | 0003             |      | 2           | 6                      | 64     | 641        | 1        | Automóviles y camiones  | 1101        | 20                       | 1955              | 100                   | 100,000.00          | 50,000.00           | 150,000.00          | 143,644.07          | 0.00                | 143,644.07          | 95.76                  | 6,355.93           | 4.24                 |              |              |
| I                 |                             | 1        | 0        | 0003             |      | 2           | 6                      | 65     |            |          | <b>MAQUINARIA, OTROS EQUIPOS Y HERRAMIENTAS</b>                           | <b>1101</b> | <b>20</b>                | <b>1955</b>       | <b>100</b>            | <b>0.00</b>         | <b>50,000.00</b>    | <b>50,000.00</b>    | <b>48,180.57</b>    | <b>1,819.43</b>     | <b>50,000.00</b>    | <b>100.00</b>          | <b>0.00</b>        | <b>0.00</b>          |              |              |
| I                 |                             | 1        | 0        | 0003             |      | 2           | 6                      | 65     | 657        |          | Herramientas y máquinas-herramientas                                      | 1101        | 20                       | 1955              | 100                   | 0.00                | 50,000.00           | 50,000.00           | 48,180.57           | 1,819.43            | 50,000.00           | 100.00                 | 0.00               | 0.00                 |              |              |
| I                 |                             | 1        | 0        | 0003             |      | 2           | 6                      | 65     | 657        | 1        | Herramientas y máquinas-herramientas                                      | 1101        | 20                       | 1955              | 100                   | 0.00                | 50,000.00           | 50,000.00           | 48,180.57           | 1,819.43            | 50,000.00           | 100.00                 | 0.00               | 0.00                 |              |              |
| I                 |                             | 1        | 0        | 0004             |      |             |                        |        |            |          | <b>Servicios Administrativos y Financieros</b>                            | <b>1102</b> | <b>20</b>                | <b>1955</b>       | <b>100</b>            | <b>50,000.00</b>    | <b>-20,000.00</b>   | <b>30,000.00</b>    | <b>17,151.16</b>    | <b>2,933.04</b>     | <b>20,084.20</b>    | <b>66.95</b>           | <b>9,915.80</b>    | <b>33.05</b>         |              |              |
| I                 |                             | 1        | 0        | 0004             |      | 2           | 2                      |        |            |          | <b>CONTRATACIÓN DE SERVICIOS</b>  | <b>1102</b> | <b>20</b>                | <b>1955</b>       | <b>100</b>            | <b>50,000.00</b>    | <b>-20,000.00</b>   | <b>30,000.00</b>    | <b>17,151.16</b>    | <b>2,933.04</b>     | <b>20,084.20</b>    | <b>66.95</b>           | <b>9,915.80</b>    | <b>33.05</b>         |              |              |
| I                 |                             | 1        | 0        | 0004             |      | 2           | 2                      | 28     |            |          | <b>OTROS SERVICIOS NO INCLUIDOS EN CONCEPTOS ANTERIORES</b>               | <b>1102</b> | <b>20</b>                | <b>1955</b>       | <b>100</b>            | <b>50,000.00</b>    | <b>-20,000.00</b>   | <b>30,000.00</b>    | <b>17,151.16</b>    | <b>2,933.04</b>     | <b>20,084.20</b>    | <b>66.95</b>           | <b>9,915.80</b>    | <b>33.05</b>         |              |              |
| I                 |                             | 1        | 0        | 0004             |      | 2           | 2                      | 28     | 282        |          | Comisiones y gastos bancarios   | 1102        | 20                       | 1955              | 100                   | 50,000.00           | -20,000.00          | 30,000.00           | 17,151.16           | 2,933.04            | 20,084.20           | 66.95                  | 9,915.80           | 33.05                |              |              |
| I                 |                             | 1        | 0        | 0004             |      | 2           | 2                      | 28     | 282        | 1        | Comisiones y gastos bancarios   | 1102        | 20                       | 1955              | 100                   | 50,000.00           | -20,000.00          | 30,000.00           | 17,151.16           | 2,933.04            | 20,084.20           | 66.95                  | 9,915.80           | 33.05                |              |              |
| I                 |                             | 11       |          |                  |      |             |                        |        |            |          | <b>OBRAS PUBLICAS MUNICIPALES</b>   | <b>2601</b> | <b>20</b>                | <b>1955</b>       | <b>100</b>            | <b>2,429,448.63</b> | <b>6,354,666.18</b> | <b>8,784,114.81</b> | <b>7,098,322.59</b> | <b>1,050,396.05</b> | <b>8,148,718.64</b> | <b>92.77</b>           | <b>635,396.17</b>  | <b>7.23</b>          |              |              |
| I                 |                             | 11       | 1        |                  |      |             |                        |        |            |          | <b>Construcción de Vías de Comunicación y Conexos</b>                     | <b>2601</b> | <b>20</b>                | <b>1955</b>       | <b>100</b>            | <b>233,244.57</b>   | <b>618,656.40</b>   | <b>851,900.97</b>   | <b>616,595.06</b>   | <b>230,706.86</b>   | <b>847,301.92</b>   | <b>99.46</b>           | <b>4,599.05</b>    | <b>0.54</b>          |              |              |
| I                 |                             | 11       | 1        | 0051             |      |             |                        |        |            |          | <b>CONSTRUCCION DE ENCACHE CALLE JUAN DEL ROSARIO, ESQ. 27 DE FEBRERO</b> | <b>2601</b> | <b>20</b>                | <b>1955</b>       | <b>100</b>            | <b>233,244.57</b>   | <b>0.00</b>         | <b>233,244.57</b>   | <b>0.00</b>         | <b>230,706.86</b>   | <b>230,706.86</b>   | <b>98.91</b>           | <b>2,537.71</b>    | <b>1.09</b>          |              |              |
| I                 |                             | 11       | 1        | 0051             |      | 2           | 7                      |        |            |          | <b>OBRAS</b>  | <b>2601</b> | <b>20</b>                | <b>1955</b>       | <b>100</b>            | <b>233,244.57</b>   | <b>0.00</b>         | <b>233,244.57</b>   | <b>0.00</b>         | <b>230,706.86</b>   | <b>230,706.86</b>   | <b>98.91</b>           | <b>2,537.71</b>    | <b>1.09</b>          |              |              |
| I                 |                             | 11       | 1        | 0051             |      | 2           | 7                      | 72     |            |          | <b>INFRAESTRUCTURA</b>  | <b>2601</b> | <b>20</b>                | <b>1955</b>       | <b>100</b>            | <b>233,244.57</b>   | <b>0.00</b>         | <b>233,244.57</b>   | <b>0.00</b>         | <b>230,706.86</b>   | <b>230,706.86</b>   | <b>98.91</b>           | <b>2,537.71</b>    | <b>1.09</b>          |              |              |
| I                 |                             | 11       | 1        | 0051             |      | 2           | 7                      | 72     | 724        |          | Infraestructura terrestre y obras anexas                                  | 2601        | 20                       | 1955              | 100                   | 233,244.57          | 0.00                | 233,244.57          | 0.00                | 230,706.86          | 230,706.86          | 98.91                  | 2,537.71           | 1.09                 |              |              |
| I                 |                             | 11       | 1        | 0051             |      | 2           | 7                      | 72     | 724        | 1        | Infraestructura terrestre y obras anexas                                  | 2601        | 20                       | 1955              | 100                   | 233,244.57          | 0.00                | 233,244.57          | 0.00                | 230,706.86          | 230,706.86          | 98.91                  | 2,537.71           | 1.09                 |              |              |
| I                 |                             | 11       | 1        | 0052             |      |             |                        |        |            |          | <b>Proyecto de Señalización de Calles y Sectores (REM)</b>                | <b>2601</b> | <b>20</b>                | <b>1955</b>       | <b>100</b>            | <b>0.00</b>         | <b>452,656.40</b>   | <b>452,656.40</b>   | <b>450,712.00</b>   | <b>0.00</b>         | <b>450,712.00</b>   | <b>99.57</b>           | <b>1,944.40</b>    | <b>0.43</b>          |              |              |
| I                 |                             | 11       | 1        | 0052             |      | 2           | 7                      |        |            |          | <b>OBRAS</b>  | <b>2601</b> | <b>20</b>                | <b>1955</b>       | <b>100</b>            | <b>0.00</b>         | <b>452,656.40</b>   | <b>452,656.40</b>   | <b>450,712.00</b>   | <b>0.00</b>         | <b>450,712.00</b>   | <b>99.57</b>           | <b>1,944.40</b>    | <b>0.43</b>          |              |              |
| I                 |                             | 11       | 1        | 0052             |      | 2           | 7                      | 72     |            |          | <b>INFRAESTRUCTURA</b>  | <b>2601</b> | <b>20</b>                | <b>1955</b>       | <b>100</b>            | <b>0.00</b>         | <b>452,656.40</b>   | <b>452,656.40</b>   | <b>450,712.00</b>   | <b>0.00</b>         | <b>450,712.00</b>   | <b>99.57</b>           | <b>1,944.40</b>    | <b>0.43</b>          |              |              |
| I                 |                             | 11       | 1        | 0052             |      | 2           | 7                      | 72     | 724        |          | Infraestructura terrestre y obras anexas                                  | 2601        | 20                       | 1955              | 100                   | 0.00                | 452,656.40          | 452,656.40          | 450,712.00          | 0.00                | 450,712.00          | 99.57                  | 1,944.40           | 0.43                 |              |              |
| I                 |                             | 11       | 1        | 0052             |      | 2           | 7                      | 72     | 724        | 1        | Infraestructura terrestre y obras anexas                                  | 2601        | 20                       | 1955              | 100                   | 0.00                | 452,656.40          | 452,656.40          | 450,712.00          | 0.00                | 450,712.00          | 99.57                  | 1,944.40           | 0.43                 |              |              |

**MINISTERIO DE HACIENDA**  
**DIRECCIÓN GENERAL DE PRESUPUESTO**  
**EJECUCIÓN TRIMESTRAL DE LOS GASTOS Y APLICACIONES FINANCIERAS POR DESTINO DE FONDOS Y ESTRUCTURA PROGRAMÁTICA**  
CORRESPONDIENTE A 4to. OCTUBRE - DICIEMBRE DEL AÑO 2023

**CÓDIGO DEL CAPÍTULO** : 7152  
**DENOMINACIÓN** : JUNTA DEL DISTRITO DE SABANA BUEY

| Destino de Fondos | Estructura Programática     |          |          |                  |      | Código SNIP | Clasificador del Gasto |        |            |          |  | Denominación del Gasto | Función | Fuente de Financiamiento | Fuente Específica | Organismo Financiador | Presupuesto    |              |                    | Devengado  |              |                        |              | Balance Disponible | % Balance Disponible |              |
|-------------------|-----------------------------|----------|----------|------------------|------|-------------|------------------------|--------|------------|----------|--|------------------------|---------|--------------------------|-------------------|-----------------------|----------------|--------------|--------------------|------------|--------------|------------------------|--------------|--------------------|----------------------|--------------|
|                   | Partidas no Asig. Programas | Programa | Proyecto | Actividad / Obra | Tipo |             | Objeto                 | Cuenta | Sub-Cuenta | Auxiliar | Original   |                        |         |                          |                   |                       | Modificaciones | Vigente      | Acumulado Anterior | Trimestre  | A la Fecha   | % Devengado a la Fecha | 24 = 19 - 22 |                    |                      | 25 = 24 / 19 |
|                   |                             |          |          |                  |      |             |                        |        |            |          |  |                        |         |                          |                   |                       |                |              |                    |            |              |                        |              |                    |                      |              |
| I                 |                             | 11       | 1        | 0053             |      |             |                        |        |            |          | PROYECTO DE RELLENO Y COMPACTACION DE CALLES EN BARRIO NUEVO   | 2601                   | 20      | 1955                     | 100               | 0.00                  | 166,000.00     | 166,000.00   | 165,883.06         | 0.00       | 165,883.06   | 99.93                  | 116.94       | 0.07               |                      |              |
| I                 |                             | 11       | 1        | 0053             | 2    | 7           |                        |        |            |          | OBRAS  | 2601                   | 20      | 1955                     | 100               | 0.00                  | 166,000.00     | 166,000.00   | 165,883.06         | 0.00       | 165,883.06   | 99.93                  | 116.94       | 0.07               |                      |              |
| I                 |                             | 11       | 1        | 0053             | 2    | 7           | 72                     |        |            |          | INFRAESTRUCTURA  | 2601                   | 20      | 1955                     | 100               | 0.00                  | 166,000.00     | 166,000.00   | 165,883.06         | 0.00       | 165,883.06   | 99.93                  | 116.94       | 0.07               |                      |              |
| I                 |                             | 11       | 1        | 0053             | 2    | 7           | 72                     | 724    |            |          | Infraestructura terrestre y obras anexas   | 2601                   | 20      | 1955                     | 100               | 0.00                  | 166,000.00     | 166,000.00   | 165,883.06         | 0.00       | 165,883.06   | 99.93                  | 116.94       | 0.07               |                      |              |
| I                 |                             | 11       | 1        | 0053             | 2    | 7           | 72                     | 724    | 1          |          | Infraestructura terrestre y obras anexas   | 2601                   | 20      | 1955                     | 100               | 0.00                  | 166,000.00     | 166,000.00   | 165,883.06         | 0.00       | 165,883.06   | 99.93                  | 116.94       | 0.07               |                      |              |
| I                 |                             | 11       | 2        |                  |      |             |                        |        |            |          | Reparación y Acondicionamiento de Vias de Comunicación   | 2601                   | 20      | 1955                     | 100               | 0.00                  | 617,168.72     | 617,168.72   | 608,802.35         | 3,534.34   | 612,336.69   | 99.22                  | 4,832.03     | 0.78               |                      |              |
| I                 |                             | 11       | 2        | 0051             |      |             |                        |        |            |          | Proyecto de Reparacion de 180 m2 de Aceras y 11 ML de Contenes, Calle 27 de Febrero (REM)                            | 2601                   | 20      | 1955                     | 100               | 0.00                  | 76,279.59      | 76,279.59    | 75,269.32          | 0.00       | 75,269.32    | 98.68                  | 1,010.27     | 1.32               |                      |              |
| I                 |                             | 11       | 2        | 0051             | 2    | 7           |                        |        |            |          | OBRAS  | 2601                   | 20      | 1955                     | 100               | 0.00                  | 76,279.59      | 76,279.59    | 75,269.32          | 0.00       | 75,269.32    | 98.68                  | 1,010.27     | 1.32               |                      |              |
| I                 |                             | 11       | 2        | 0051             | 2    | 7           | 72                     |        |            |          | INFRAESTRUCTURA  | 2601                   | 20      | 1955                     | 100               | 0.00                  | 76,279.59      | 76,279.59    | 75,269.32          | 0.00       | 75,269.32    | 98.68                  | 1,010.27     | 1.32               |                      |              |
| I                 |                             | 11       | 2        | 0051             | 2    | 7           | 72                     | 724    |            |          | Infraestructura terrestre y obras anexas   | 2601                   | 20      | 1955                     | 100               | 0.00                  | 76,279.59      | 76,279.59    | 75,269.32          | 0.00       | 75,269.32    | 98.68                  | 1,010.27     | 1.32               |                      |              |
| I                 |                             | 11       | 2        | 0051             | 2    | 7           | 72                     | 724    | 1          |          | Infraestructura terrestre y obras anexas   | 2601                   | 20      | 1955                     | 100               | 0.00                  | 76,279.59      | 76,279.59    | 75,269.32          | 0.00       | 75,269.32    | 98.68                  | 1,010.27     | 1.32               |                      |              |
| I                 |                             | 11       | 2        | 0052             |      |             |                        |        |            |          | Proyecto de Reparacion de 29 ML de Contenes y 72 M2 de Aceras, Calle Eugenio Maria de Hotos, Esq. Teofilo Soto (REM) | 2601                   | 20      | 1955                     | 100               | 0.00                  | 540,889.13     | 540,889.13   | 533,533.03         | 3,534.34   | 537,067.37   | 99.29                  | 3,821.76     | 0.71               |                      |              |
| I                 |                             | 11       | 2        | 0052             | 2    | 7           |                        |        |            |          | OBRAS  | 2601                   | 20      | 1955                     | 100               | 0.00                  | 540,889.13     | 540,889.13   | 533,533.03         | 3,534.34   | 537,067.37   | 99.29                  | 3,821.76     | 0.71               |                      |              |
| I                 |                             | 11       | 2        | 0052             | 2    | 7           | 72                     |        |            |          | INFRAESTRUCTURA  | 2601                   | 20      | 1955                     | 100               | 0.00                  | 540,889.13     | 540,889.13   | 533,533.03         | 3,534.34   | 537,067.37   | 99.29                  | 3,821.76     | 0.71               |                      |              |
| I                 |                             | 11       | 2        | 0052             | 2    | 7           | 72                     | 724    |            |          | Infraestructura terrestre y obras anexas   | 2601                   | 20      | 1955                     | 100               | 0.00                  | 540,889.13     | 540,889.13   | 533,533.03         | 3,534.34   | 537,067.37   | 99.29                  | 3,821.76     | 0.71               |                      |              |
| I                 |                             | 11       | 2        | 0052             | 2    | 7           | 72                     | 724    | 1          |          | Infraestructura terrestre y obras anexas   | 2601                   | 20      | 1955                     | 100               | 0.00                  | 540,889.13     | 540,889.13   | 533,533.03         | 3,534.34   | 537,067.37   | 99.29                  | 3,821.76     | 0.71               |                      |              |
| I                 |                             | 11       | 20       |                  |      |             |                        |        |            |          | Reparación de Viviendas  | 4101                   | 20      | 1955                     | 100               | 0.00                  | 161,300.00     | 161,300.00   | 152,844.10         | 6,716.04   | 159,560.14   | 98.92                  | 1,739.86     | 1.08               |                      |              |
| I                 |                             | 11       | 20       | 0051             |      |             |                        |        |            |          | Proyecto de Reparacion de Viviendas a Personas de Excasos Recursos (REM)   | 4101                   | 20      | 1955                     | 100               | 0.00                  | 161,300.00     | 161,300.00   | 152,844.10         | 6,716.04   | 159,560.14   | 98.92                  | 1,739.86     | 1.08               |                      |              |
| I                 |                             | 11       | 20       | 0051             | 2    | 7           |                        |        |            |          | OBRAS  | 4101                   | 20      | 1955                     | 100               | 0.00                  | 161,300.00     | 161,300.00   | 152,844.10         | 6,716.04   | 159,560.14   | 98.92                  | 1,739.86     | 1.08               |                      |              |
| I                 |                             | 11       | 20       | 0051             | 2    | 7           | 71                     |        |            |          | OBRAS EN EDIFICACIONES   | 4101                   | 20      | 1955                     | 100               | 0.00                  | 161,300.00     | 161,300.00   | 152,844.10         | 6,716.04   | 159,560.14   | 98.92                  | 1,739.86     | 1.08               |                      |              |
| I                 |                             | 11       | 20       | 0051             | 2    | 7           | 71                     | 711    |            |          | Obras para edificación residencial (viviendas)   | 4101                   | 20      | 1955                     | 100               | 0.00                  | 161,300.00     | 161,300.00   | 152,844.10         | 6,716.04   | 159,560.14   | 98.92                  | 1,739.86     | 1.08               |                      |              |
| I                 |                             | 11       | 20       | 0051             | 2    | 7           | 71                     | 711    | 1          |          | Obras para edificación residencial (viviendas)   | 4101                   | 20      | 1955                     | 100               | 0.00                  | 161,300.00     | 161,300.00   | 152,844.10         | 6,716.04   | 159,560.14   | 98.92                  | 1,739.86     | 1.08               |                      |              |
| I                 |                             | 11       | 22       |                  |      |             |                        |        |            |          | Reparación de Infraestructuras sanitarias y medio ambiente   | 3103                   | 20      | 1955                     | 100               | 0.00                  | 1,938,913.55   | 1,938,913.55 | 1,115,461.97       | 807,971.81 | 1,923,433.78 | 99.20                  | 15,479.77    | 0.80               |                      |              |
| I                 |                             | 11       | 22       | 0051             |      |             |                        |        |            |          | Proyecto para el Acondicionamiento de Canaletas / Carretera Sabana Buey - Palmar de Ocoa, Frente al Cementerio (REM) | 3103                   | 20      | 1955                     | 100               | 0.00                  | 297,138.83     | 297,138.83   | 293,097.74         | 4,041.09   | 297,138.83   | 100.00                 | 0.00         | 0.00               |                      |              |
| I                 |                             | 11       | 22       | 0051             | 2    | 7           |                        |        |            |          | OBRAS  | 3103                   | 20      | 1955                     | 100               | 0.00                  | 297,138.83     | 297,138.83   | 293,097.74         | 4,041.09   | 297,138.83   | 100.00                 | 0.00         | 0.00               |                      |              |
| I                 |                             | 11       | 22       | 0051             | 2    | 7           | 72                     |        |            |          | INFRAESTRUCTURA  | 3103                   | 20      | 1955                     | 100               | 0.00                  | 297,138.83     | 297,138.83   | 293,097.74         | 4,041.09   | 297,138.83   | 100.00                 | 0.00         | 0.00               |                      |              |

**MINISTERIO DE HACIENDA**  
**DIRECCIÓN GENERAL DE PRESUPUESTO**  
**EJECUCIÓN TRIMESTRAL DE LOS GASTOS Y APLICACIONES FINANCIERAS POR DESTINO DE FONDOS Y ESTRUCTURA PROGRAMÁTICA**  
CORRESPONDIENTE A 4to. OCTUBRE - DICIEMBRE DEL AÑO 2023

**CÓDIGO DEL CAPÍTULO** : 7152  
**DENOMINACIÓN** : JUNTA DEL DISTRITO DE SABANA BUEY

| Destino de Fondos | Estructura Programática     |          |          |                  |      | Código SNIP | Clasificador del Gasto |        |            |          |   | Función | Fuente de Financiamiento | Fuente Específica | Organismo Financiador | Presupuesto         |                     |                     | Devengado           |                   |                     |                        | Balance Disponible | % Balance Disponible |                    |                      |
|-------------------|-----------------------------|----------|----------|------------------|------|-------------|------------------------|--------|------------|----------|---|---------|--------------------------|-------------------|-----------------------|---------------------|---------------------|---------------------|---------------------|-------------------|---------------------|------------------------|--------------------|----------------------|--------------------|----------------------|
|                   | Partidas no Asig. Programas | Programa | Proyecto | Actividad / Obra | Tipo |             | Objeto                 | Cuenta | Sub-Cuenta | Auxiliar | Denominación del Gasto  |         |                          |                   |                       | Original            | Modificaciones      | Vigente             | Acumulado Anterior  | Trimestre         | A la Fecha          | % Devengado a la Fecha |                    |                      | Balance Disponible | % Balance Disponible |
|                   |                             |          |          |                  |      |             |                        |        |            |          |   |         |                          |                   |                       |                     |                     |                     |                     |                   |                     |                        |                    |                      |                    |                      |
| 1                 | 2                           | 3        | 4        | 5                | 6    | 7           | 8                      | 9      | 10         | 11       | 12  | 13      | 14                       | 15                | 16                    | 17                  | 18                  | 19 = 17 + 0 - 18    | 20                  | 21                | 22 = 20 + 21        | 23 = 22 / 19           | 24 = 19 - 22       | 25 = 24 / 19         |                    |                      |
| I                 |                             | 11       | 22       | 0051             |      | 2           | 7                      | 72     | 721        |          | Obras hidráulicas y sanitarias  | 3103    | 20                       | 1955              | 100                   | 0.00                | 297,138.83          | 297,138.83          | 293,097.74          | 4,041.09          | 297,138.83          | 100.00                 | 0.00               | 0.00                 |                    |                      |
| I                 |                             | 11       | 22       | 0051             |      | 2           | 7                      | 72     | 721        | 1        | Obras hidráulicas y sanitarias  | 3103    | 20                       | 1955              | 100                   | 0.00                | 297,138.83          | 297,138.83          | 293,097.74          | 4,041.09          | 297,138.83          | 100.00                 | 0.00               | 0.00                 |                    |                      |
| I                 |                             | 11       | 22       | 0052             |      |             |                        |        |            |          | <b>Proyecto de Construcción de Alcantarilla de 8ML, con tubos de 36 Pulg y 32 ML de Canaleta Calle la Altagracia (parte Este), D.M. Sabana Buey (REM)</b> | 3103    | 20                       | 1955              | 100                   | <b>0.00</b>         | <b>822,364.23</b>   | <b>822,364.23</b>   | <b>815,653.74</b>   | <b>0.00</b>       | <b>815,653.74</b>   | <b>99.18</b>           | <b>6,710.49</b>    | <b>0.82</b>          |                    |                      |
| I                 |                             | 11       | 22       | 0052             |      | 2           | 7                      |        |            |          | <b>OBRAS</b>  | 3103    | 20                       | 1955              | 100                   | <b>0.00</b>         | <b>822,364.23</b>   | <b>822,364.23</b>   | <b>815,653.74</b>   | <b>0.00</b>       | <b>815,653.74</b>   | <b>99.18</b>           | <b>6,710.49</b>    | <b>0.82</b>          |                    |                      |
| I                 |                             | 11       | 22       | 0052             |      | 2           | 7                      | 72     |            |          | <b>INFRAESTRUCTURA</b>  | 3103    | 20                       | 1955              | 100                   | <b>0.00</b>         | <b>822,364.23</b>   | <b>822,364.23</b>   | <b>815,653.74</b>   | <b>0.00</b>       | <b>815,653.74</b>   | <b>99.18</b>           | <b>6,710.49</b>    | <b>0.82</b>          |                    |                      |
| I                 |                             | 11       | 22       | 0052             |      | 2           | 7                      | 72     | 721        |          | Obras hidráulicas y sanitarias  | 3103    | 20                       | 1955              | 100                   | 0.00                | 822,364.23          | 822,364.23          | 815,653.74          | 0.00              | 815,653.74          | 99.18                  | 6,710.49           | 0.82                 |                    |                      |
| I                 |                             | 11       | 22       | 0052             |      | 2           | 7                      | 72     | 721        | 1        | Obras hidráulicas y sanitarias  | 3103    | 20                       | 1955              | 100                   | 0.00                | 822,364.23          | 822,364.23          | 815,653.74          | 0.00              | 815,653.74          | 99.18                  | 6,710.49           | 0.82                 |                    |                      |
| I                 |                             | 11       | 22       | 0053             |      |             |                        |        |            |          | <b>Proyecto de Encache de Canaleta C/ Juan del Rosario y C/ Emiliano Tejeda Hasta la C/27 de Febrero - Tramo II (REM)</b>                                 | 3103    | 20                       | 1955              | 100                   | <b>0.00</b>         | <b>806,000.00</b>   | <b>806,000.00</b>   | <b>0.00</b>         | <b>797,230.72</b> | <b>797,230.72</b>   | <b>98.91</b>           | <b>8,769.28</b>    | <b>1.09</b>          |                    |                      |
| I                 |                             | 11       | 22       | 0053             |      | 2           | 7                      |        |            |          | <b>OBRAS</b>  | 3103    | 20                       | 1955              | 100                   | <b>0.00</b>         | <b>806,000.00</b>   | <b>806,000.00</b>   | <b>0.00</b>         | <b>797,230.72</b> | <b>797,230.72</b>   | <b>98.91</b>           | <b>8,769.28</b>    | <b>1.09</b>          |                    |                      |
| I                 |                             | 11       | 22       | 0053             |      | 2           | 7                      | 72     |            |          | <b>INFRAESTRUCTURA</b>  | 3103    | 20                       | 1955              | 100                   | <b>0.00</b>         | <b>806,000.00</b>   | <b>806,000.00</b>   | <b>0.00</b>         | <b>797,230.72</b> | <b>797,230.72</b>   | <b>98.91</b>           | <b>8,769.28</b>    | <b>1.09</b>          |                    |                      |
| I                 |                             | 11       | 22       | 0053             |      | 2           | 7                      | 72     | 721        |          | Obras hidráulicas y sanitarias  | 3103    | 20                       | 1955              | 100                   | 0.00                | 806,000.00          | 806,000.00          | 0.00                | 797,230.72        | 797,230.72          | 98.91                  | 8,769.28           | 1.09                 |                    |                      |
| I                 |                             | 11       | 22       | 0053             |      | 2           | 7                      | 72     | 721        | 1        | Obras hidráulicas y sanitarias  | 3103    | 20                       | 1955              | 100                   | 0.00                | 806,000.00          | 806,000.00          | 0.00                | 797,230.72        | 797,230.72          | 98.91                  | 8,769.28           | 1.09                 |                    |                      |
| I                 |                             | 11       | 22       | 0054             |      |             |                        |        |            |          | <b>Proyecto de Construcción de Alcantarilla con Tuberías en el Paraje de Sabana de la Cruz (REM)</b>  | 3103    | 20                       | 1955              | 100                   | <b>0.00</b>         | <b>13,410.49</b>    | <b>13,410.49</b>    | <b>6,710.49</b>     | <b>6,700.00</b>   | <b>13,410.49</b>    | <b>100.00</b>          | <b>0.00</b>        | <b>0.00</b>          |                    |                      |
| I                 |                             | 11       | 22       | 0054             |      | 2           | 7                      |        |            |          | <b>OBRAS</b>  | 3103    | 20                       | 1955              | 100                   | <b>0.00</b>         | <b>13,410.49</b>    | <b>13,410.49</b>    | <b>6,710.49</b>     | <b>6,700.00</b>   | <b>13,410.49</b>    | <b>100.00</b>          | <b>0.00</b>        | <b>0.00</b>          |                    |                      |
| I                 |                             | 11       | 22       | 0054             |      | 2           | 7                      | 72     |            |          | <b>INFRAESTRUCTURA</b>  | 3103    | 20                       | 1955              | 100                   | <b>0.00</b>         | <b>13,410.49</b>    | <b>13,410.49</b>    | <b>6,710.49</b>     | <b>6,700.00</b>   | <b>13,410.49</b>    | <b>100.00</b>          | <b>0.00</b>        | <b>0.00</b>          |                    |                      |
| I                 |                             | 11       | 22       | 0054             |      | 2           | 7                      | 72     | 721        |          | Obras hidráulicas y sanitarias  | 3103    | 20                       | 1955              | 100                   | 0.00                | 13,410.49           | 13,410.49           | 6,710.49            | 6,700.00          | 13,410.49           | 100.00                 | 0.00               | 0.00                 |                    |                      |
| I                 |                             | 11       | 22       | 0054             |      | 2           | 7                      | 72     | 721        | 1        | Obras hidráulicas y sanitarias  | 3103    | 20                       | 1955              | 100                   | 0.00                | 13,410.49           | 13,410.49           | 6,710.49            | 6,700.00          | 13,410.49           | 100.00                 | 0.00               | 0.00                 |                    |                      |
| I                 |                             | 11       | 5        |                  |      |             |                        |        |            |          | <b>Construcción Instalaciones Recreativas</b>   | 4302    | 20                       | 1955              | 100                   | <b>2,196,204.06</b> | <b>16,509.05</b>    | <b>2,212,713.11</b> | <b>2,212,713.11</b> | <b>0.00</b>       | <b>2,212,713.11</b> | <b>100.00</b>          | <b>0.00</b>        | <b>0.00</b>          |                    |                      |
| I                 |                             | 11       | 5        | 0051             |      |             |                        |        |            |          | <b>CONSTRUCCION DE UN PARQUE DEPORTIVO, AL LADO DEL PALACIO MUNICIPAL</b>   | 4302    | 20                       | 1955              | 100                   | <b>2,196,204.06</b> | <b>16,509.05</b>    | <b>2,212,713.11</b> | <b>2,212,713.11</b> | <b>0.00</b>       | <b>2,212,713.11</b> | <b>100.00</b>          | <b>0.00</b>        | <b>0.00</b>          |                    |                      |
| I                 |                             | 11       | 5        | 0051             |      | 2           | 7                      |        |            |          | <b>OBRAS</b>  | 4302    | 20                       | 1955              | 100                   | <b>2,196,204.06</b> | <b>16,509.05</b>    | <b>2,212,713.11</b> | <b>2,212,713.11</b> | <b>0.00</b>       | <b>2,212,713.11</b> | <b>100.00</b>          | <b>0.00</b>        | <b>0.00</b>          |                    |                      |
| I                 |                             | 11       | 5        | 0051             |      | 2           | 7                      | 72     |            |          | <b>INFRAESTRUCTURA</b>  | 4302    | 20                       | 1955              | 100                   | <b>2,196,204.06</b> | <b>16,509.05</b>    | <b>2,212,713.11</b> | <b>2,212,713.11</b> | <b>0.00</b>       | <b>2,212,713.11</b> | <b>100.00</b>          | <b>0.00</b>        | <b>0.00</b>          |                    |                      |
| I                 |                             | 11       | 5        | 0051             |      | 2           | 7                      | 72     | 727        |          | Obras urbanísticas  | 4302    | 20                       | 1955              | 100                   | 2,196,204.06        | 16,509.05           | 2,212,713.11        | 2,212,713.11        | 0.00              | 2,212,713.11        | 100.00                 | 0.00               | 0.00                 |                    |                      |
| I                 |                             | 11       | 5        | 0051             |      | 2           | 7                      | 72     | 727        | 1        | Obras urbanísticas  | 4302    | 20                       | 1955              | 100                   | 2,196,204.06        | 16,509.05           | 2,212,713.11        | 2,212,713.11        | 0.00              | 2,212,713.11        | 100.00                 | 0.00               | 0.00                 |                    |                      |
| I                 |                             | 11       | 7        |                  |      |             |                        |        |            |          | <b>Construcción Infraestructuras Culturales, Educativas y Religiosas</b>  | 4409    | 20                       | 1955              | 100                   | <b>0.00</b>         | <b>3,002,118.46</b> | <b>3,002,118.46</b> | <b>2,391,906.00</b> | <b>1,467.00</b>   | <b>2,393,373.00</b> | <b>79.72</b>           | <b>608,745.46</b>  | <b>20.28</b>         |                    |                      |
| I                 |                             | 11       | 7        | 0051             |      |             |                        |        |            |          | <b>Proyecto de Terminación del Politécnico del Distrito Municipal de Sabana Buey (REM)</b>  | 4409    | 20                       | 1955              | 100                   | <b>0.00</b>         | <b>3,002,118.46</b> | <b>3,002,118.46</b> | <b>2,391,906.00</b> | <b>1,467.00</b>   | <b>2,393,373.00</b> | <b>79.72</b>           | <b>608,745.46</b>  | <b>20.28</b>         |                    |                      |
| I                 |                             | 11       | 7        | 0051             |      | 2           | 7                      |        |            |          | <b>OBRAS</b>  | 4409    | 20                       | 1955              | 100                   | <b>0.00</b>         | <b>3,002,118.46</b> | <b>3,002,118.46</b> | <b>2,391,906.00</b> | <b>1,467.00</b>   | <b>2,393,373.00</b> | <b>79.72</b>           | <b>608,745.46</b>  | <b>20.28</b>         |                    |                      |
| I                 |                             | 11       | 7        | 0051             |      | 2           | 7                      | 71     |            |          | <b>OBRAS EN EDIFICACIONES</b>   | 4409    | 20                       | 1955              | 100                   | <b>0.00</b>         | <b>3,002,118.46</b> | <b>3,002,118.46</b> | <b>2,391,906.00</b> | <b>1,467.00</b>   | <b>2,393,373.00</b> | <b>79.72</b>           | <b>608,745.46</b>  | <b>20.28</b>         |                    |                      |

**MINISTERIO DE HACIENDA**  
**DIRECCIÓN GENERAL DE PRESUPUESTO**  
**EJECUCIÓN TRIMESTRAL DE LOS GASTOS Y APLICACIONES FINANCIERAS POR DESTINO DE FONDOS Y ESTRUCTURA PROGRAMÁTICA**  
CORRESPONDIENTE A 4to. OCTUBRE - DICIEMBRE DEL AÑO 2023

**CÓDIGO DEL CAPÍTULO** : 7152  
**DENOMINACIÓN** : JUNTA DEL DISTRITO DE SABANA BUEY

| Destino de Fondos | Estructura Programática     |          |          |                  |   | Código SNIP | Clasificador del Gasto |        |        |            |   | Denominación del Gasto | Función   | Fuente de Financiamiento | Fuente Específica | Organismo Financiador | Presupuesto         |                     |                      | Devengado            |                     |                      |                        | Balance Disponible | % Balance Disponible |
|-------------------|-----------------------------|----------|----------|------------------|---|-------------|------------------------|--------|--------|------------|---|------------------------|-----------|--------------------------|-------------------|-----------------------|---------------------|---------------------|----------------------|----------------------|---------------------|----------------------|------------------------|--------------------|----------------------|
|                   | Partidas no Asig. Programas | Programa | Proyecto | Actividad / Obra |   |             | Tipo                   | Objeto | Cuenta | Sub-Cuenta | Auxiliar  |                        |           |                          |                   |                       | Original            | Modificaciones      | Vigente              | Acumulado Anterior   | Trimestre           | A la Fecha           | % Devengado a la Fecha |                    |                      |
| 1                 | 2                           | 3        | 4        | 5                | 6 | 7           | 8                      | 9      | 10     | 11         | 12  | 13                     | 14        | 15                       | 16                | 17                    | 18                  | 19 = 17 + 0 - 18    | 20                   | 21                   | 22 = 20 + 21        | 23 = 22 / 19         | 24 = 19 - 22           | 25 = 24 / 19       |                      |
| I                 |                             | 11       | 7        | 0051             |   | 2           | 7                      | 71     | 712    |            | Obras para edificación no residencial                           | 4409                   | 20        | 1955                     | 100               | 0.00                  | 3,002,118.46        | 3,002,118.46        | 2,391,906.00         | 1,467.00             | 2,393,373.00        | 79.72                | 608,745.46             | 20.28              |                      |
| I                 |                             | 11       | 7        | 0051             |   | 2           | 7                      | 71     | 712    | 1          | Obras para edificación no residencial                           | 4409                   | 20        | 1955                     | 100               | 0.00                  | 3,002,118.46        | 3,002,118.46        | 2,391,906.00         | 1,467.00             | 2,393,373.00        | 79.72                | 608,745.46             | 20.28              |                      |
| I                 | 96                          |          |          |                  |   |             |                        |        |        |            | <b>Deuda Pública Y Otras Operaciones Financieras</b>            | <b>0</b>               | <b>30</b> | <b>9995</b>              | <b>102</b>        | <b>5,000.00</b>       | <b>61,209.25</b>    | <b>66,209.25</b>    | <b>66,209.25</b>     | <b>0.00</b>          | <b>66,209.25</b>    | <b>100.00</b>        | <b>0.00</b>            | <b>0.00</b>        |                      |
| I                 | 96                          |          | 0        |                  |   |             |                        |        |        |            |   | 0                      | 30        | 9995                     | 102               | 5,000.00              | 61,209.25           | 66,209.25           | 66,209.25            | 0.00                 | 66,209.25           | 100.00               | 0.00                   | 0.00               |                      |
| I                 | 96                          |          | 0        | 0001             |   |             |                        |        |        |            | <b>Deuda Pública Y Otras Operaciones Financieras</b>            | 0                      | 30        | 9995                     | 102               | 5,000.00              | 61,209.25           | 66,209.25           | 66,209.25            | 0.00                 | 66,209.25           | 100.00               | 0.00                   | 0.00               |                      |
| I                 | 96                          |          | 0        | 0001             |   |             |                        |        |        |            | <b>Disminucion de cuentas por pagar de corto plazo internas</b> | 0                      | 30        | 9995                     | 102               | 5,000.00              | 61,209.25           | 66,209.25           | 66,209.25            | 0.00                 | 66,209.25           | 100.00               | 0.00                   | 0.00               |                      |
| I                 | 96                          |          | 0        | 0001             |   |             |                        |        |        |            |   | 0                      | 30        | 9995                     | 102               | 5,000.00              | 61,209.25           | 66,209.25           | 66,209.25            | 0.00                 | 66,209.25           | 100.00               | 0.00                   | 0.00               |                      |
| I                 | 96                          |          | 0        | 0001             |   |             |                        |        |        |            |   | 0                      | 30        | 9995                     | 102               | 5,000.00              | 61,209.25           | 66,209.25           | 66,209.25            | 0.00                 | 66,209.25           | 100.00               | 0.00                   | 0.00               |                      |
|                   |                             |          |          |                  |   |             |                        |        |        |            |   |                        |           |                          |                   |                       | <b>4,617,366.55</b> | <b>8,062,016.24</b> | <b>12,679,382.79</b> | <b>10,313,128.39</b> | <b>1,583,356.70</b> | <b>11,896,485.09</b> | <b>93.83</b>           | <b>782,897.70</b>  | <b>6.17</b>          |



**MINISTERIO DE HACIENDA**  
**DIRECCIÓN GENERAL DE PRESUPUESTO**  
**EJECUCIÓN TRIMESTRAL DE LOS GASTOS Y APLICACIONES FINANCIERAS POR DESTINO DE FONDOS Y ESTRUCTURA PROGRAMÁTICA**  
CORRESPONDIENTE A 4to. OCTUBRE - DICIEMBRE DEL AÑO 2023

**CÓDIGO DEL CAPÍTULO** : 7152  
**DENOMINACIÓN** : JUNTA DEL DISTRITO DE SABANA BUEY

| Destino de Fondos | Estructura Programática     |          |          |                  |      | Código SNIP | Clasificador del Gasto |        |            |          |   | Denominación del Gasto | Función | Fuente de Financiamiento | Fuente Específica | Organismo Financiado | Presupuesto       |                     |                     | Devengado         |                     |                        |                   | Balance Disponible | % Balance Disponible |              |
|-------------------|-----------------------------|----------|----------|------------------|------|-------------|------------------------|--------|------------|----------|---|------------------------|---------|--------------------------|-------------------|----------------------|-------------------|---------------------|---------------------|-------------------|---------------------|------------------------|-------------------|--------------------|----------------------|--------------|
|                   | Partidas no Asig. Programas | Programa | Proyecto | Actividad / Obra | Tipo |             | Objeto                 | Cuenta | Sub-Cuenta | Auxiliar | Original  |                        |         |                          |                   |                      | Modificaciones    | Vigente             | Acumulado Anterior  | Trimestre         | A la Fecha          | % Devengado a la Fecha | 24 = 19 - 22      |                    |                      | 25 = 24 / 19 |
|                   |                             |          |          |                  |      |             |                        |        |            |          |   |                        |         |                          |                   |                      |                   |                     |                     |                   |                     |                        |                   |                    |                      |              |
| 1                 | 2                           | 3        | 4        | 5                | 6    | 7           | 8                      | 9      | 10         | 11       | 12  | 13                     | 14      | 15                       | 16                | 17                   | 18                | 19 = 17 + 0 - 18    | 20                  | 21                | 22 = 20 + 21        | 23 = 22 / 19           | 24 = 19 - 22      | 25 = 24 / 19       |                      |              |
| S                 |                             | 1        |          |                  |      |             |                        |        |            |          | <b>Normas, Políticas y Administración Municipal</b>                               | 1101                   | 20      | 1955                     | 100               | <b>2,166,661.59</b>  | <b>368,514.40</b> | <b>2,535,175.99</b> | <b>1,753,659.71</b> | <b>636,240.72</b> | <b>2,389,900.43</b> | <b>94.27</b>           | <b>145,275.56</b> | <b>5.73</b>        |                      |              |
| S                 |                             | 1        | 0        |                  |      |             |                        |        |            |          |   | 1101                   | 20      | 1955                     | 100               | 2,166,661.59         | 368,514.40        | 2,535,175.99        | 1,753,659.71        | 636,240.72        | 2,389,900.43        | 94.27                  | 145,275.56        | 5.73               |                      |              |
| S                 |                             | 1        | 0        | 0003             |      |             |                        |        |            |          | <b>Administración Municipal</b>   | 1101                   | 20      | 1955                     | 100               | <b>2,111,272.22</b>  | <b>329,480.40</b> | <b>2,440,752.62</b> | <b>1,661,961.80</b> | <b>633,834.08</b> | <b>2,295,795.88</b> | <b>94.06</b>           | <b>144,956.74</b> | <b>5.94</b>        |                      |              |
| S                 |                             | 1        | 0        | 0003             |      | 2           | 1                      |        |            |          | <b>REMUNERACIONES Y CONTRIBUCIONES</b>  | 1101                   | 20      | 1955                     | 100               | <b>30,000.00</b>     | <b>11,000.00</b>  | <b>41,000.00</b>    | <b>0.00</b>         | <b>41,000.00</b>  | <b>41,000.00</b>    | <b>100.00</b>          | <b>0.00</b>       | <b>0.00</b>        |                      |              |
| S                 |                             | 1        | 0        | 0003             |      | 2           | 1                      | 11     |            |          | <b>REMUNERACIONES</b>   | 1101                   | 20      | 1955                     | 100               | <b>30,000.00</b>     | <b>11,000.00</b>  | <b>41,000.00</b>    | <b>0.00</b>         | <b>41,000.00</b>  | <b>41,000.00</b>    | <b>100.00</b>          | <b>0.00</b>       | <b>0.00</b>        |                      |              |
| S                 |                             | 1        | 0        | 0003             |      | 2           | 1                      | 11     | 112        |          | Remuneraciones al personal con carácter transitorio                               | 1101                   | 20      | 1955                     | 100               | 0.00                 | 41,000.00         | 41,000.00           | 0.00                | 41,000.00         | 41,000.00           | 100.00                 | 0.00              | 0.00               |                      |              |
| S                 |                             | 1        | 0        | 0003             |      | 2           | 1                      | 11     | 112        | 6        | Jornales  | 1101                   | 20      | 1955                     | 100               | 0.00                 | 41,000.00         | 41,000.00           | 0.00                | 41,000.00         | 41,000.00           | 100.00                 | 0.00              | 0.00               |                      |              |
| S                 |                             | 1        | 0        | 0003             |      | 2           | 1                      | 11     | 115        |          | Prestaciones económicas   | 1101                   | 20      | 1955                     | 100               | 30,000.00            | -30,000.00        | 0.00                | 0.00                | 0.00              | 0.00                | 100.00                 | 0.00              | 100.00             |                      |              |
| S                 |                             | 1        | 0        | 0003             |      | 2           | 1                      | 11     | 115        | 1        | Prestaciones económicas   | 1101                   | 20      | 1955                     | 100               | 30,000.00            | -30,000.00        | 0.00                | 0.00                | 0.00              | 0.00                | 100.00                 | 0.00              | 100.00             |                      |              |
| S                 |                             | 1        | 0        | 0003             |      | 2           | 1                      | 13     |            |          | <b>DIETAS Y GASTOS DE REPRESENTACION</b>  | 1101                   | 20      | 1955                     | 100               | <b>0.00</b>          | <b>0.00</b>       | <b>0.00</b>         | <b>0.00</b>         | <b>0.00</b>       | <b>0.00</b>         | <b>100.00</b>          | <b>0.00</b>       | <b>100.00</b>      |                      |              |
| S                 |                             | 1        | 0        | 0003             |      | 2           | 1                      | 13     | 131        |          | Dietas  | 1101                   | 20      | 1955                     | 100               | 0.00                 | 0.00              | 0.00                | 0.00                | 0.00              | 0.00                | 100.00                 | 0.00              | 100.00             |                      |              |
| S                 |                             | 1        | 0        | 0003             |      | 2           | 1                      | 13     | 131        | 1        | Dietas en el país   | 1101                   | 20      | 1955                     | 100               | 0.00                 | 0.00              | 0.00                | 0.00                | 0.00              | 0.00                | 100.00                 | 0.00              | 100.00             |                      |              |
| S                 |                             | 1        | 0        | 0003             |      | 2           | 2                      |        |            |          | <b>CONTRATACIÓN DE SERVICIOS</b>  | 1101                   | 20      | 1955                     | 100               | <b>821,272.22</b>    | <b>449,866.68</b> | <b>1,271,138.90</b> | <b>888,059.97</b>   | <b>338,670.02</b> | <b>1,226,729.99</b> | <b>96.51</b>           | <b>44,408.91</b>  | <b>3.49</b>        |                      |              |
| S                 |                             | 1        | 0        | 0003             |      | 2           | 2                      | 21     |            |          | <b>SERVICIOS BASICOS</b>  | 1101                   | 20      | 1955                     | 100               | <b>75,380.00</b>     | <b>-32,763.00</b> | <b>42,617.00</b>    | <b>30,529.42</b>    | <b>12,087.00</b>  | <b>42,616.42</b>    | <b>100.00</b>          | <b>0.58</b>       | <b>0.00</b>        |                      |              |
| S                 |                             | 1        | 0        | 0003             |      | 2           | 2                      | 21     | 212        |          | Servicios telefónico de larga distancia   | 1101                   | 20      | 1955                     | 100               | 60,000.00            | -17,383.00        | 42,617.00           | 30,529.42           | 12,087.00         | 42,616.42           | 100.00                 | 0.58              | 0.00               |                      |              |
| S                 |                             | 1        | 0        | 0003             |      | 2           | 2                      | 21     | 212        | 1        | Servicios telefónico de larga distancia   | 1101                   | 20      | 1955                     | 100               | 60,000.00            | -17,383.00        | 42,617.00           | 30,529.42           | 12,087.00         | 42,616.42           | 100.00                 | 0.58              | 0.00               |                      |              |
| S                 |                             | 1        | 0        | 0003             |      | 2           | 2                      | 21     | 217        |          | Agua  | 1101                   | 20      | 1955                     | 100               | 15,380.00            | -15,380.00        | 0.00                | 0.00                | 0.00              | 0.00                | 100.00                 | 0.00              | 100.00             |                      |              |
| S                 |                             | 1        | 0        | 0003             |      | 2           | 2                      | 21     | 217        | 1        | Agua  | 1101                   | 20      | 1955                     | 100               | 15,380.00            | -15,380.00        | 0.00                | 0.00                | 0.00              | 0.00                | 100.00                 | 0.00              | 100.00             |                      |              |
| S                 |                             | 1        | 0        | 0003             |      | 2           | 2                      | 22     |            |          | <b>PUBLICIDAD IMPRESIÓN Y ENCUADERNACION</b>                                      | 1101                   | 20      | 1955                     | 100               | <b>40,000.00</b>     | <b>-20,365.00</b> | <b>19,635.00</b>    | <b>19,635.00</b>    | <b>0.00</b>       | <b>19,635.00</b>    | <b>100.00</b>          | <b>0.00</b>       | <b>0.00</b>        |                      |              |
| S                 |                             | 1        | 0        | 0003             |      | 2           | 2                      | 22     | 222        |          | Impresión y encuadernación  | 1101                   | 20      | 1955                     | 100               | 40,000.00            | -20,365.00        | 19,635.00           | 19,635.00           | 0.00              | 19,635.00           | 100.00                 | 0.00              | 0.00               |                      |              |
| S                 |                             | 1        | 0        | 0003             |      | 2           | 2                      | 22     | 222        | 1        | Impresión y encuadernación  | 1101                   | 20      | 1955                     | 100               | 40,000.00            | -20,365.00        | 19,635.00           | 19,635.00           | 0.00              | 19,635.00           | 100.00                 | 0.00              | 0.00               |                      |              |
| S                 |                             | 1        | 0        | 0003             |      | 2           | 2                      | 24     |            |          | <b>TRANSPORTE Y ALMACENAJE</b>  | 1101                   | 20      | 1955                     | 100               | <b>0.00</b>          | <b>900.00</b>     | <b>900.00</b>       | <b>900.00</b>       | <b>0.00</b>       | <b>900.00</b>       | <b>100.00</b>          | <b>0.00</b>       | <b>0.00</b>        |                      |              |
| S                 |                             | 1        | 0        | 0003             |      | 2           | 2                      | 24     | 241        |          | Pasajes   | 1101                   | 20      | 1955                     | 100               | 0.00                 | 900.00            | 900.00              | 900.00              | 0.00              | 900.00              | 100.00                 | 0.00              | 0.00               |                      |              |
| S                 |                             | 1        | 0        | 0003             |      | 2           | 2                      | 24     | 241        | 1        | Pasajes   | 1101                   | 20      | 1955                     | 100               | 0.00                 | 900.00            | 900.00              | 900.00              | 0.00              | 900.00              | 100.00                 | 0.00              | 0.00               |                      |              |
| S                 |                             | 1        | 0        | 0003             |      | 2           | 2                      | 26     |            |          | <b>SEGUROS</b>  | 1101                   | 20      | 1955                     | 100               | <b>50,000.00</b>     | <b>35,456.00</b>  | <b>85,456.00</b>    | <b>40,672.29</b>    | <b>44,656.00</b>  | <b>85,328.29</b>    | <b>99.85</b>           | <b>127.71</b>     | <b>0.15</b>        |                      |              |
| S                 |                             | 1        | 0        | 0003             |      | 2           | 2                      | 26     | 261        |          | Seguro de bienes inmuebles  | 1101                   | 20      | 1955                     | 100               | 50,000.00            | -5,344.00         | 44,656.00           | 0.00                | 44,656.00         | 44,656.00           | 100.00                 | 0.00              | 0.00               |                      |              |
| S                 |                             | 1        | 0        | 0003             |      | 2           | 2                      | 26     | 261        | 1        | Seguro de bienes inmuebles  | 1101                   | 20      | 1955                     | 100               | 50,000.00            | -5,344.00         | 44,656.00           | 0.00                | 44,656.00         | 44,656.00           | 100.00                 | 0.00              | 0.00               |                      |              |
| S                 |                             | 1        | 0        | 0003             |      | 2           | 2                      | 26     | 263        |          | Seguros de personas   | 1101                   | 20      | 1955                     | 100               | 0.00                 | 40,800.00         | 40,800.00           | 40,672.29           | 0.00              | 40,672.29           | 99.69                  | 127.71            | 0.31               |                      |              |
| S                 |                             | 1        | 0        | 0003             |      | 2           | 2                      | 26     | 263        | 1        | Seguros de personas   | 1101                   | 20      | 1955                     | 100               | 0.00                 | 40,800.00         | 40,800.00           | 40,672.29           | 0.00              | 40,672.29           | 99.69                  | 127.71            | 0.31               |                      |              |
| S                 |                             | 1        | 0        | 0003             |      | 2           | 2                      | 27     |            |          | <b>SERVICIOS DE CONSERVACION, REPARACIONES MENORES E INSTALACIONES TEMPORALES</b> | 1101                   | 20      | 1955                     | 100               | <b>50,000.00</b>     | <b>57,477.85</b>  | <b>107,477.85</b>   | <b>93,362.00</b>    | <b>0.00</b>       | <b>93,362.00</b>    | <b>86.87</b>           | <b>14,115.85</b>  | <b>13.13</b>       |                      |              |
| S                 |                             | 1        | 0        | 0003             |      | 2           | 2                      | 27     | 271        |          | Contratación de obras menores   | 1101                   | 20      | 1955                     | 100               | 50,000.00            | 57,477.85         | 107,477.85          | 93,362.00           | 0.00              | 93,362.00           | 86.87                  | 14,115.85         | 13.13              |                      |              |
| S                 |                             | 1        | 0        | 0003             |      | 2           | 2                      | 27     | 271        | 2        | Servicios especiales de mantenimiento y reparación                                | 1101                   | 20      | 1955                     | 100               | 50,000.00            | 57,477.85         | 107,477.85          | 93,362.00           | 0.00              | 93,362.00           | 86.87                  | 14,115.85         | 13.13              |                      |              |

**MINISTERIO DE HACIENDA**  
**DIRECCIÓN GENERAL DE PRESUPUESTO**  
**EJECUCIÓN TRIMESTRAL DE LOS GASTOS Y APLICACIONES FINANCIERAS POR DESTINO DE FONDOS Y ESTRUCTURA PROGRAMÁTICA**  
CORRESPONDIENTE A 4to. OCTUBRE - DICIEMBRE DEL AÑO 2023

**CÓDIGO DEL CAPÍTULO** : 7152  
**DENOMINACIÓN** : JUNTA DEL DISTRITO DE SABANA BUEY

| Destino de Fondos | Estructura Programática     |          |          |                  |      | Código SNIP | Clasificador del Gasto |        |            |          |   | Función | Fuente de Financiamiento | Fuente Específica | Organismo Financiador | Presupuesto  |                |                  | Devengado          |            |              |                        | Balance Disponible | % Balance Disponible |
|-------------------|-----------------------------|----------|----------|------------------|------|-------------|------------------------|--------|------------|----------|---|---------|--------------------------|-------------------|-----------------------|--------------|----------------|------------------|--------------------|------------|--------------|------------------------|--------------------|----------------------|
|                   | Partidas no Asig. Programas | Programa | Proyecto | Actividad / Obra | Tipo |             | Objeto                 | Cuenta | Sub-Cuenta | Auxiliar | Denominación del Gasto  |         |                          |                   |                       | Original     | Modificaciones | Vigente          | Acumulado Anterior | Trimestre  | A la Fecha   | % Devengado a la Fecha |                    |                      |
|                   |                             |          |          |                  |      |             |                        |        |            |          |   |         |                          |                   |                       |              |                |                  |                    |            |              |                        |                    |                      |
| 1                 | 2                           | 3        | 4        | 5                | 6    | 7           | 8                      | 9      | 10         | 11       | 12  | 13      | 14                       | 15                | 16                    | 17           | 18             | 19 = 17 + 0 - 18 | 20                 | 21         | 22 = 20 + 21 | 23 = 22 / 19           | 24 = 19 - 22       | 25 = 24 / 19         |
| S                 |                             | 1        | 0        | 0003             |      | 2           | 2                      | 28     |            |          | <b>OTROS SERVICIOS NO INCLUIDOS EN CONCEPTOS ANTERIORES</b>                     | 1101    | 20                       | 1955              | 100                   | 605,892.22   | 409,160.83     | 1,015,053.05     | 702,961.26         | 281,927.02 | 984,888.28   | 97.03                  | 30,164.77          | 2.97                 |
| S                 |                             | 1        | 0        | 0003             |      | 2           | 2                      | 28     | 284        |          | Servicios funerarios y gastos conexos   | 1101    | 20                       | 1955              | 100                   | 66,000.00    | -29,952.00     | 36,048.00        | 35,356.28          | 691.72     | 36,048.00    | 100.00                 | 0.00               | 0.00                 |
| S                 |                             | 1        | 0        | 0003             |      | 2           | 2                      | 28     | 284        | 1        | Servicios funerarios y gastos conexos   | 1101    | 20                       | 1955              | 100                   | 66,000.00    | -29,952.00     | 36,048.00        | 35,356.28          | 691.72     | 36,048.00    | 100.00                 | 0.00               | 0.00                 |
| S                 |                             | 1        | 0        | 0003             |      | 2           | 2                      | 28     | 286        |          | Organización de eventos y festividades  | 1101    | 20                       | 1955              | 100                   | 150,000.00   | 368,005.00     | 518,005.00       | 206,604.98         | 281,235.30 | 487,840.28   | 94.18                  | 30,164.72          | 5.82                 |
| S                 |                             | 1        | 0        | 0003             |      | 2           | 2                      | 28     | 286        | 1        | Eventos generales   | 1101    | 20                       | 1955              | 100                   | 150,000.00   | 368,005.00     | 518,005.00       | 206,604.98         | 281,235.30 | 487,840.28   | 94.18                  | 30,164.72          | 5.82                 |
| S                 |                             | 1        | 0        | 0003             |      | 2           | 2                      | 28     | 287        |          | Servicios Técnicos y Profesionales  | 1101    | 20                       | 1955              | 100                   | 389,892.22   | 71,107.83      | 461,000.05       | 461,000.00         | 0.00       | 461,000.00   | 100.00                 | 0.05               | 0.00                 |
| S                 |                             | 1        | 0        | 0003             |      | 2           | 2                      | 28     | 287        | 1        | Estudio de ingeniería, arquitectura, investigaciones y analisis de factibilidad | 1101    | 20                       | 1955              | 100                   | 389,892.22   | 71,107.83      | 461,000.05       | 461,000.00         | 0.00       | 461,000.00   | 100.00                 | 0.05               | 0.00                 |
| S                 |                             | 1        | 0        | 0003             |      | 2           | 3                      |        |            |          | <b>MATERIALES Y SUMINISTROS</b>   | 1101    | 20                       | 1955              | 100                   | 1,260,000.00 | -131,386.28    | 1,128,613.72     | 773,901.83         | 254,164.06 | 1,028,065.89 | 91.09                  | 100,547.83         | 8.91                 |
| S                 |                             | 1        | 0        | 0003             |      | 2           | 3                      | 31     |            |          | <b>ALIMENTOS Y PRODUCTOS AGROFORESTALES</b>                                     | 1101    | 20                       | 1955              | 100                   | 100,000.00   | 124,500.00     | 224,500.00       | 173,812.24         | 508.41     | 174,320.65   | 77.65                  | 50,179.35          | 22.35                |
| S                 |                             | 1        | 0        | 0003             |      | 2           | 3                      | 31     | 311        |          | Alimentos y bebidas para personas   | 1101    | 20                       | 1955              | 100                   | 100,000.00   | 124,500.00     | 224,500.00       | 173,812.24         | 508.41     | 174,320.65   | 77.65                  | 50,179.35          | 22.35                |
| S                 |                             | 1        | 0        | 0003             |      | 2           | 3                      | 31     | 311        | 1        | Alimentos y bebidas para personas   | 1101    | 20                       | 1955              | 100                   | 100,000.00   | 124,500.00     | 224,500.00       | 173,812.24         | 508.41     | 174,320.65   | 77.65                  | 50,179.35          | 22.35                |
| S                 |                             | 1        | 0        | 0003             |      | 2           | 3                      | 32     |            |          | <b>TEXTILES Y VESTUARIOS</b>  | 1101    | 20                       | 1955              | 100                   | 50,000.00    | -48,000.00     | 2,000.00         | 2,000.00           | 0.00       | 2,000.00     | 100.00                 | 0.00               | 0.00                 |
| S                 |                             | 1        | 0        | 0003             |      | 2           | 3                      | 32     | 323        |          | Prendas de vestir   | 1101    | 20                       | 1955              | 100                   | 50,000.00    | -48,000.00     | 2,000.00         | 2,000.00           | 0.00       | 2,000.00     | 100.00                 | 0.00               | 0.00                 |
| S                 |                             | 1        | 0        | 0003             |      | 2           | 3                      | 32     | 323        | 1        | Prendas de vestir   | 1101    | 20                       | 1955              | 100                   | 50,000.00    | -48,000.00     | 2,000.00         | 2,000.00           | 0.00       | 2,000.00     | 100.00                 | 0.00               | 0.00                 |
| S                 |                             | 1        | 0        | 0003             |      | 2           | 3                      | 37     |            |          | <b>COMBUSTIBLES, LUBRICANTES, PRODUCTOS QUIMICOS Y CONEXOS</b>                  | 2102    | 30                       | 9996              | 102                   | 1,000,000.00 | -165,132.40    | 834,867.60       | 531,920.23         | 252,578.89 | 784,499.12   | 93.97                  | 50,368.48          | 6.03                 |
| S                 |                             | 1        | 0        | 0003             |      | 2           | 3                      | 37     | 371        |          | Combustibles y lubricantes  | 2102    | 30                       | 9996              | 102                   | 1,000,000.00 | -165,132.40    | 834,867.60       | 531,920.23         | 252,578.89 | 784,499.12   | 93.97                  | 50,368.48          | 6.03                 |
| S                 |                             | 1        | 0        | 0003             |      | 2           | 3                      | 37     | 371        | 1        | Gasolina  | 2102    | 30                       | 9996              | 102                   | 100,000.00   | 7,383.60       | 107,383.60       | 25,500.00          | 81,003.99  | 106,503.99   | 99.18                  | 879.61             | 0.82                 |
| S                 |                             | 1        | 0        | 0003             |      | 2           | 3                      | 37     | 371        | 2        | Gasoil  | 1101    | 20                       | 1955              | 100                   | 900,000.00   | -172,516.00    | 727,484.00       | 506,420.23         | 171,574.90 | 677,995.13   | 93.20                  | 49,488.87          | 6.80                 |
| S                 |                             | 1        | 0        | 0003             |      | 2           | 3                      | 39     |            |          | <b>PRODUCTOS Y UTILES VARIOS</b>  | 1101    | 20                       | 1955              | 100                   | 110,000.00   | -42,753.88     | 67,246.12        | 66,169.36          | 1,076.76   | 67,246.12    | 100.00                 | 0.00               | 0.00                 |
| S                 |                             | 1        | 0        | 0003             |      | 2           | 3                      | 39     | 391        |          | Material para limpieza  | 1101    | 20                       | 1955              | 100                   | 25,000.00    | 1,221.14       | 26,221.14        | 25,583.82          | 637.32     | 26,221.14    | 100.00                 | 0.00               | 0.00                 |
| S                 |                             | 1        | 0        | 0003             |      | 2           | 3                      | 39     | 391        | 1        | Material para limpieza  | 1101    | 20                       | 1955              | 100                   | 25,000.00    | 1,221.14       | 26,221.14        | 25,583.82          | 637.32     | 26,221.14    | 100.00                 | 0.00               | 0.00                 |
| S                 |                             | 1        | 0        | 0003             |      | 2           | 3                      | 39     | 392        |          | Utiles de escritorio, oficina informática y de enseñanza                        | 1101    | 20                       | 1955              | 100                   | 85,000.00    | -43,975.02     | 41,024.98        | 40,585.54          | 439.44     | 41,024.98    | 100.00                 | 0.00               | 0.00                 |
| S                 |                             | 1        | 0        | 0003             |      | 2           | 3                      | 39     | 392        | 1        | Utiles de escritorio, oficina informática y de enseñanza                        | 1101    | 20                       | 1955              | 100                   | 85,000.00    | -43,975.02     | 41,024.98        | 40,585.54          | 439.44     | 41,024.98    | 100.00                 | 0.00               | 0.00                 |
| S                 |                             | 1        | 0        | 0004             |      |             |                        |        |            |          | <b>Servicios Administrativos y Financieros</b>                                  | 1102    | 20                       | 1955              | 100                   | 55,389.37    | 39,034.00      | 94,423.37        | 91,697.91          | 2,406.64   | 94,104.55    | 99.66                  | 318.82             | 0.34                 |
| S                 |                             | 1        | 0        | 0004             |      | 2           | 2                      |        |            |          | <b>CONTRATACIÓN DE SERVICIOS</b>  | 1102    | 20                       | 1955              | 100                   | 55,389.37    | 39,034.00      | 94,423.37        | 91,697.91          | 2,406.64   | 94,104.55    | 99.66                  | 318.82             | 0.34                 |
| S                 |                             | 1        | 0        | 0004             |      | 2           | 2                      | 28     |            |          | <b>OTROS SERVICIOS NO INCLUIDOS EN CONCEPTOS ANTERIORES</b>                     | 1102    | 20                       | 1955              | 100                   | 55,389.37    | 39,034.00      | 94,423.37        | 91,697.91          | 2,406.64   | 94,104.55    | 99.66                  | 318.82             | 0.34                 |
| S                 |                             | 1        | 0        | 0004             |      | 2           | 2                      | 28     | 282        |          | Comisiones y gastos bancarios   | 1102    | 20                       | 1955              | 100                   | 55,389.37    | 39,034.00      | 94,423.37        | 91,697.91          | 2,406.64   | 94,104.55    | 99.66                  | 318.82             | 0.34                 |
| S                 |                             | 1        | 0        | 0004             |      | 2           | 2                      | 28     | 282        | 1        | Comisiones y gastos bancarios   | 1102    | 20                       | 1955              | 100                   | 55,389.37    | 39,034.00      | 94,423.37        | 91,697.91          | 2,406.64   | 94,104.55    | 99.66                  | 318.82             | 0.34                 |
| S                 |                             | 12       | 0        |                  |      |             |                        |        |            |          | <b>Gestión y Administración de Servicios Públicos</b>                           | 3201    | 20                       | 1955              | 100                   | 3,024,178.27 | 266,596.48     | 3,290,774.75     | 2,595,164.64       | 672,594.98 | 3,267,759.62 | 99.30                  | 23,015.13          | 0.70                 |
| S                 |                             | 12       | 0        |                  |      |             |                        |        |            |          |   | 3201    | 20                       | 1955              | 100                   | 3,024,178.27 | 266,596.48     | 3,290,774.75     | 2,595,164.64       | 672,594.98 | 3,267,759.62 | 99.30                  | 23,015.13          | 0.70                 |
| S                 |                             | 12       | 0        | 0002             |      |             |                        |        |            |          | <b>Ornato y Saneamiento de Calles, Plazas y Parques</b>                         | 3201    | 20                       | 1955              | 100                   | 1,249,985.67 | 252,709.83     | 1,502,695.50     | 1,280,676.60       | 216,710.28 | 1,497,386.88 | 99.65                  | 5,308.62           | 0.35                 |

**MINISTERIO DE HACIENDA**  
**DIRECCIÓN GENERAL DE PRESUPUESTO**  
**EJECUCIÓN TRIMESTRAL DE LOS GASTOS Y APLICACIONES FINANCIERAS POR DESTINO DE FONDOS Y ESTRUCTURA PROGRAMÁTICA**  
CORRESPONDIENTE A 4to. OCTUBRE - DICIEMBRE DEL AÑO 2023

**CÓDIGO DEL CAPÍTULO** : 7152  
**DENOMINACIÓN** : JUNTA DEL DISTRITO DE SABANA BUEY

| Destino de Fondos | Estructura Programática     |          |          |                  |      | Código SNIP | Clasificador del Gasto |        |            |   |          | Denominación del Gasto | Función | Fuente de Financiamiento | Fuente Específica | Organismo Financiador | Presupuesto    |              |                    | Devengado    |            |                        |              | Balance Disponible | % Balance Disponible |              |
|-------------------|-----------------------------|----------|----------|------------------|------|-------------|------------------------|--------|------------|---|----------|------------------------|---------|--------------------------|-------------------|-----------------------|----------------|--------------|--------------------|--------------|------------|------------------------|--------------|--------------------|----------------------|--------------|
|                   | Partidas no Asig. Programas | Programa | Proyecto | Actividad / Obra | Tipo |             | Objeto                 | Cuenta | Sub-Cuenta | Auxiliar  | Original |                        |         |                          |                   |                       | Modificaciones | Vigente      | Acumulado Anterior | Trimestre    | A la Fecha | % Devengado a la Fecha | 24 = 19 - 22 |                    |                      | 25 = 24 / 19 |
|                   |                             |          |          |                  |      |             |                        |        |            |   |          |                        |         |                          |                   |                       |                |              |                    |              |            |                        |              |                    |                      |              |
| S                 |                             | 12       | 0        | 0002             | 2    | 1           |                        |        |            | 12  | 3201     | 20                     | 1955    | 100                      | 1,249,985.67      | 252,709.83            | 1,502,695.50   | 1,280,676.60 | 216,710.28         | 1,497,386.88 | 99.65      | 5,308.62               | 0.35         |                    |                      |              |
| S                 |                             | 12       | 0        | 0002             | 2    | 1           | 11                     |        |            | 12  | 3201     | 20                     | 1955    | 100                      | 1,094,166.67      | 233,926.74            | 1,328,093.41   | 1,126,553.40 | 197,444.88         | 1,323,998.28 | 99.69      | 4,095.13               | 0.31         |                    |                      |              |
| S                 |                             | 12       | 0        | 0002             | 2    | 1           | 11                     | 111    |            | 12  | 3201     | 20                     | 1955    | 100                      | 1,010,000.00      | 124,000.00            | 1,134,000.00   | 1,126,553.40 | 7,446.60           | 1,134,000.00 | 100.00     | 0.00                   | 0.00         |                    |                      |              |
| S                 |                             | 12       | 0        | 0002             | 2    | 1           | 11                     | 111    | 1          | Sueldos fijos   | 3201     | 20                     | 1955    | 100                      | 1,010,000.00      | 124,000.00            | 1,134,000.00   | 1,126,553.40 | 7,446.60           | 1,134,000.00 | 100.00     | 0.00                   | 0.00         |                    |                      |              |
| S                 |                             | 12       | 0        | 0002             | 2    | 1           | 11                     | 114    |            | Sueldo anual no.13                                    | 3201     | 20                     | 1955    | 100                      | 84,166.67         | 109,926.74            | 194,093.41     | 0.00         | 189,998.28         | 189,998.28   | 97.89      | 4,095.13               | 2.11         |                    |                      |              |
| S                 |                             | 12       | 0        | 0002             | 2    | 1           | 11                     | 114    | 1          | Sueldo anual no.13                                    | 3201     | 20                     | 1955    | 100                      | 84,166.67         | 109,926.74            | 194,093.41     | 0.00         | 189,998.28         | 189,998.28   | 97.89      | 4,095.13               | 2.11         |                    |                      |              |
| S                 |                             | 12       | 0        | 0002             | 2    | 1           | 15                     |        |            | <b>CONTRIBUCIONES A LA SEGURIDAD SOCIAL</b>           | 3201     | 20                     | 1955    | 100                      | 155,819.00        | 18,783.09             | 174,602.09     | 154,123.20   | 19,265.40          | 173,388.60   | 99.30      | 1,213.49               | 0.70         |                    |                      |              |
| S                 |                             | 12       | 0        | 0002             | 2    | 1           | 15                     | 151    |            | Contribuciones al seguro de salud                     | 3201     | 20                     | 1955    | 100                      | 71,710.00         | 8,690.60              | 80,400.60      | 71,467.20    | 8,933.40           | 80,400.60    | 100.00     | 0.00                   | 0.00         |                    |                      |              |
| S                 |                             | 12       | 0        | 0002             | 2    | 1           | 15                     | 151    | 1          | Contribuciones al seguro de salud                     | 3201     | 20                     | 1955    | 100                      | 71,710.00         | 8,690.60              | 80,400.60      | 71,467.20    | 8,933.40           | 80,400.60    | 100.00     | 0.00                   | 0.00         |                    |                      |              |
| S                 |                             | 12       | 0        | 0002             | 2    | 1           | 15                     | 152    |            | Contribuciones al seguro de pensiones                 | 3201     | 20                     | 1955    | 100                      | 71,609.00         | 10,092.49             | 81,701.49      | 71,568.00    | 8,946.00           | 80,514.00    | 98.55      | 1,187.49               | 1.45         |                    |                      |              |
| S                 |                             | 12       | 0        | 0002             | 2    | 1           | 15                     | 152    | 1          | Contribuciones al seguro de pensiones                 | 3201     | 20                     | 1955    | 100                      | 71,609.00         | 10,092.49             | 81,701.49      | 71,568.00    | 8,946.00           | 80,514.00    | 98.55      | 1,187.49               | 1.45         |                    |                      |              |
| S                 |                             | 12       | 0        | 0002             | 2    | 1           | 15                     | 153    |            | Contribuciones al seguro de riesgo laboral            | 3201     | 30                     | 9996    | 102                      | 12,500.00         | 0.00                  | 12,500.00      | 11,088.00    | 1,386.00           | 12,474.00    | 99.79      | 26.00                  | 0.21         |                    |                      |              |
| S                 |                             | 12       | 0        | 0002             | 2    | 1           | 15                     | 153    | 1          | Contribuciones al seguro de riesgo laboral            | 3201     | 30                     | 9996    | 102                      | 12,500.00         | 0.00                  | 12,500.00      | 11,088.00    | 1,386.00           | 12,474.00    | 99.79      | 26.00                  | 0.21         |                    |                      |              |
| S                 |                             | 12       | 0        | 0003             |      |             |                        |        |            | <b>Manejo de Residuos Sólidos</b>                     | 3202     | 20                     | 1955    | 100                      | 1,774,192.60      | 13,886.65             | 1,788,079.25   | 1,314,488.04 | 455,884.70         | 1,770,372.74 | 99.01      | 17,706.51              | 0.99         |                    |                      |              |
| S                 |                             | 12       | 0        | 0003             | 2    | 1           |                        |        |            | <b>REMUNERACIONES Y CONTRIBUCIONES</b>                | 3202     | 20                     | 1955    | 100                      | 1,774,192.60      | 13,886.65             | 1,788,079.25   | 1,314,488.04 | 455,884.70         | 1,770,372.74 | 99.01      | 17,706.51              | 0.99         |                    |                      |              |
| S                 |                             | 12       | 0        | 0003             | 2    | 1           | 11                     |        |            | <b>REMUNERACIONES</b>                                 | 3202     | 20                     | 1955    | 100                      | 1,553,500.00      | -11,800.01            | 1,541,699.99   | 1,162,043.90 | 379,656.09         | 1,541,699.99 | 100.00     | 0.00                   | 0.00         |                    |                      |              |
| S                 |                             | 12       | 0        | 0003             | 2    | 1           | 11                     | 111    |            |   | 3202     | 20                     | 1955    | 100                      | 1,434,000.00      | 9,000.00              | 1,443,000.00   | 1,162,043.90 | 280,956.10         | 1,443,000.00 | 100.00     | 0.00                   | 0.00         |                    |                      |              |
| S                 |                             | 12       | 0        | 0003             | 2    | 1           | 11                     | 111    | 1          | Sueldos fijos   | 3202     | 20                     | 1955    | 100                      | 1,434,000.00      | 9,000.00              | 1,443,000.00   | 1,162,043.90 | 280,956.10         | 1,443,000.00 | 100.00     | 0.00                   | 0.00         |                    |                      |              |
| S                 |                             | 12       | 0        | 0003             | 2    | 1           | 11                     | 114    |            | Sueldo anual no.13                                    | 3202     | 20                     | 1955    | 100                      | 119,500.00        | -20,800.01            | 98,699.99      | 0.00         | 98,699.99          | 98,699.99    | 100.00     | 0.00                   | 0.00         |                    |                      |              |
| S                 |                             | 12       | 0        | 0003             | 2    | 1           | 11                     | 114    | 1          | Sueldo anual no.13                                    | 3202     | 20                     | 1955    | 100                      | 119,500.00        | -20,800.01            | 98,699.99      | 0.00         | 98,699.99          | 98,699.99    | 100.00     | 0.00                   | 0.00         |                    |                      |              |
| S                 |                             | 12       | 0        | 0003             | 2    | 1           | 15                     |        |            | <b>CONTRIBUCIONES A LA SEGURIDAD SOCIAL</b>           | 3202     | 20                     | 1955    | 100                      | 220,692.60        | 25,686.66             | 246,379.26     | 152,444.14   | 76,228.61          | 228,672.75   | 92.81      | 17,706.51              | 7.19         |                    |                      |              |
| S                 |                             | 12       | 0        | 0003             | 2    | 1           | 15                     | 151    |            | Contribuciones al seguro de salud                     | 3202     | 20                     | 1955    | 100                      | 101,814.00        | -5,088.26             | 96,725.74      | 68,223.94    | 28,501.80          | 96,725.74    | 100.00     | 0.00                   | 0.00         |                    |                      |              |
| S                 |                             | 12       | 0        | 0003             | 2    | 1           | 15                     | 151    | 1          | Contribuciones al seguro de salud                     | 3202     | 20                     | 1955    | 100                      | 101,814.00        | -5,088.26             | 96,725.74      | 68,223.94    | 28,501.80          | 96,725.74    | 100.00     | 0.00                   | 0.00         |                    |                      |              |
| S                 |                             | 12       | 0        | 0003             | 2    | 1           | 15                     | 152    |            | Contribuciones al seguro de pensiones                 | 3202     | 20                     | 1955    | 100                      | 101,670.60        | 1,200.00              | 102,870.60     | 66,452.74    | 36,405.35          | 102,858.09   | 99.99      | 12.51                  | 0.01         |                    |                      |              |
| S                 |                             | 12       | 0        | 0003             | 2    | 1           | 15                     | 152    | 1          | Contribuciones al seguro de pensiones                 | 3202     | 20                     | 1955    | 100                      | 101,670.60        | 1,200.00              | 102,870.60     | 66,452.74    | 36,405.35          | 102,858.09   | 99.99      | 12.51                  | 0.01         |                    |                      |              |
| S                 |                             | 12       | 0        | 0003             | 2    | 1           | 15                     | 153    |            | Contribuciones al seguro de riesgo laboral            | 3202     | 20                     | 1955    | 100                      | 17,208.00         | 29,574.92             | 46,782.92      | 17,767.46    | 11,321.46          | 29,088.92    | 62.18      | 17,694.00              | 37.82        |                    |                      |              |
| S                 |                             | 12       | 0        | 0003             | 2    | 1           | 15                     | 153    | 1          | Contribuciones al seguro de riesgo laboral            | 3202     | 20                     | 1955    | 100                      | 17,208.00         | 29,574.92             | 46,782.92      | 17,767.46    | 11,321.46          | 29,088.92    | 62.18      | 17,694.00              | 37.82        |                    |                      |              |
| S                 |                             | 14       | 0        |                  |      |             |                        |        |            | <b>Gestión y Administración de Servicios Sociales</b> | 4510     | 20                     | 1955    | 100                      | 150,000.00        | 34,250.00             | 184,250.00     | 158,250.00   | 26,000.00          | 184,250.00   | 100.00     | 0.00                   | 0.00         |                    |                      |              |
| S                 |                             | 14       | 0        |                  |      |             |                        |        |            |   | 4510     | 20                     | 1955    | 100                      | 150,000.00        | 34,250.00             | 184,250.00     | 158,250.00   | 26,000.00          | 184,250.00   | 100.00     | 0.00                   | 0.00         |                    |                      |              |
| S                 |                             | 14       | 0        | 0001             |      |             |                        |        |            | <b>Asistencia Social</b>                              | 4510     | 20                     | 1955    | 100                      | 150,000.00        | 34,250.00             | 184,250.00     | 158,250.00   | 26,000.00          | 184,250.00   | 100.00     | 0.00                   | 0.00         |                    |                      |              |
| S                 |                             | 14       | 0        | 0001             | 2    | 4           |                        |        |            | <b>TRANSFERENCIAS CORRIENTES</b>                      | 4510     | 20                     | 1955    | 100                      | 150,000.00        | 34,250.00             | 184,250.00     | 158,250.00   | 26,000.00          | 184,250.00   | 100.00     | 0.00                   | 0.00         |                    |                      |              |
| S                 |                             | 14       | 0        | 0001             | 2    | 4           | 41                     |        |            | <b>TRANSFERENCIAS CORRIENTES AL SECTOR PRIVADO</b>    | 4510     | 20                     | 1955    | 100                      | 150,000.00        | 34,250.00             | 184,250.00     | 158,250.00   | 26,000.00          | 184,250.00   | 100.00     | 0.00                   | 0.00         |                    |                      |              |
| S                 |                             | 14       | 0        | 0001             | 2    | 4           | 41                     | 412    |            | Ayudas y donaciones a personas                        | 4510     | 20                     | 1955    | 100                      | 150,000.00        | 34,250.00             | 184,250.00     | 158,250.00   | 26,000.00          | 184,250.00   | 100.00     | 0.00                   | 0.00         |                    |                      |              |

**MINISTERIO DE HACIENDA**  
**DIRECCIÓN GENERAL DE PRESUPUESTO**  
**EJECUCIÓN TRIMESTRAL DE LOS GASTOS Y APLICACIONES FINANCIERAS POR DESTINO DE FONDOS Y ESTRUCTURA PROGRAMÁTICA**  
CORRESPONDIENTE A 4to. OCTUBRE - DICIEMBRE DEL AÑO 2023

CÓDIGO DEL CAPÍTULO : 7152  
DENOMINACIÓN : JUNTA DEL DISTRITO DE SABANA BUEY

| Destino de Fondos | Estructura Programática     |          |          |                  |      | Código SNIP | Clasificador del Gasto |        |            |          |  | Denominación del Gasto | Función | Fuente de Financiamiento | Fuente Específica | Organismo Financiador | Presupuesto         |                   |                     | Devengado           |                     |                        |                    | Balance Disponible | % Balance Disponible |                      |
|-------------------|-----------------------------|----------|----------|------------------|------|-------------|------------------------|--------|------------|----------|--|------------------------|---------|--------------------------|-------------------|-----------------------|---------------------|-------------------|---------------------|---------------------|---------------------|------------------------|--------------------|--------------------|----------------------|----------------------|
|                   | Partidas no Asig. Programas | Programa | Proyecto | Actividad / Obra | Tipo |             | Objeto                 | Cuenta | Sub-Cuenta | Auxiliar | Original   |                        |         |                          |                   |                       | Modificaciones      | Vigente           | Acumulado Anterior  | Trimestre           | A la Fecha          | % Devengado a la Fecha | Balance Disponible |                    |                      | % Balance Disponible |
|                   |                             |          |          |                  |      |             |                        |        |            |          |  |                        |         |                          |                   |                       |                     |                   |                     |                     |                     |                        |                    |                    |                      |                      |
|                   | 2                           | 3        | 4        | 5                | 6    | 7           | 8                      | 9      | 10         | 11       | 12   | 13                     | 14      | 15                       | 16                | 17                    | 18                  | 19 = 17 + o - 18  | 20                  | 21                  | 22 = 20 + 21        | 23 = 22 / 19           | 24 = 19 - 22       | 25 = 24 / 19       |                      |                      |
| S                 |                             | 14       | 0        | 0001             |      | 2           | 4                      | 41     | 412        | 1        | Ayudas y donaciones programadas a hogares y personas                             | 4510                   | 20      | 1955                     | 100               | 150,000.00            | 34,250.00           | 184,250.00        | 158,250.00          | 26,000.00           | 184,250.00          | 100.00                 | 0.00               | 0.00               |                      |                      |
| S                 | 96                          |          |          |                  |      |             |                        |        |            |          | Deuda Pública Y Otras Operaciones Financieras                                    | 0                      | 30      | 9996                     | 102               | 25,000.00             | -20,989.00          | 4,011.00          | 1,240.00            | 0.00                | 1,240.00            | 30.91                  | 2,771.00           | 69.09              |                      |                      |
| S                 | 96                          |          | 0        |                  |      |             |                        |        |            |          | Deuda Pública Y Otras Operaciones Financieras                                    | 0                      | 30      | 9996                     | 102               | 25,000.00             | -20,989.00          | 4,011.00          | 1,240.00            | 0.00                | 1,240.00            | 30.91                  | 2,771.00           | 69.09              |                      |                      |
| S                 | 96                          |          | 0        | 0001             |      |             |                        |        |            |          | Deuda Pública Y Otras Operaciones Financieras                                    | 0                      | 30      | 9996                     | 102               | 25,000.00             | -20,989.00          | 4,011.00          | 1,240.00            | 0.00                | 1,240.00            | 30.91                  | 2,771.00           | 69.09              |                      |                      |
| S                 | 96                          |          | 0        | 0001             |      |             |                        |        |            |          | Disminución de cuentas por pagar de corto plazo internas                         | 0                      | 30      | 9996                     | 102               | 25,000.00             | -20,989.00          | 4,011.00          | 1,240.00            | 0.00                | 1,240.00            | 30.91                  | 2,771.00           | 69.09              |                      |                      |
| S                 | 96                          |          | 0        | 0001             |      |             |                        |        |            |          |  | 0                      | 30      | 9996                     | 102               | 25,000.00             | -20,989.00          | 4,011.00          | 1,240.00            | 0.00                | 1,240.00            | 30.91                  | 2,771.00           | 69.09              |                      |                      |
| S                 | 96                          |          | 0        | 0001             |      |             |                        |        |            |          | Adm. de Contribuciones Especiales (Transf. Priv.)                                | 4402                   | 30      | 9996                     | 102               | 175,000.00            | 20,000.00           | 195,000.00        | 111,010.00          | 58,005.00           | 169,015.00          | 86.67                  | 25,985.00          | 13.33              |                      |                      |
| S                 | 98                          |          | 0        |                  |      |             |                        |        |            |          |  | 4402                   | 30      | 9996                     | 102               | 175,000.00            | 20,000.00           | 195,000.00        | 111,010.00          | 58,005.00           | 169,015.00          | 86.67                  | 25,985.00          | 13.33              |                      |                      |
| S                 | 98                          |          | 0        |                  |      |             |                        |        |            |          |  | 4402                   | 30      | 9996                     | 102               | 175,000.00            | 20,000.00           | 195,000.00        | 111,010.00          | 58,005.00           | 169,015.00          | 86.67                  | 25,985.00          | 13.33              |                      |                      |
| S                 | 98                          |          | 0        |                  |      | 2           | 4                      |        |            |          | TRANSFERENCIAS CORRIENTES  | 4402                   | 30      | 9996                     | 102               | 175,000.00            | 20,000.00           | 195,000.00        | 111,010.00          | 58,005.00           | 169,015.00          | 86.67                  | 25,985.00          | 13.33              |                      |                      |
| S                 | 98                          |          | 0        |                  |      | 2           | 4                      | 41     |            |          | TRANSFERENCIAS CORRIENTES AL SECTOR PRIVADO                                      | 4402                   | 30      | 9996                     | 102               | 175,000.00            | 20,000.00           | 195,000.00        | 111,010.00          | 58,005.00           | 169,015.00          | 86.67                  | 25,985.00          | 13.33              |                      |                      |
| S                 | 98                          |          | 0        |                  |      | 2           | 4                      | 41     | 416        |          | Transferencias corrientes a asociaciones sin fines de lucro y partidos políticos | 4402                   | 30      | 9996                     | 102               | 175,000.00            | 20,000.00           | 195,000.00        | 111,010.00          | 58,005.00           | 169,015.00          | 86.67                  | 25,985.00          | 13.33              |                      |                      |
| S                 | 98                          |          | 0        |                  |      | 2           | 4                      | 41     | 416        | 1        | Transferencias corrientes a asociaciones sin fines de lucro                      | 4402                   | 30      | 9996                     | 102               | 175,000.00            | 20,000.00           | 195,000.00        | 111,010.00          | 58,005.00           | 169,015.00          | 86.67                  | 25,985.00          | 13.33              |                      |                      |
|                   |                             |          |          |                  |      |             |                        |        |            |          |  |                        |         |                          |                   |                       | <b>5,540,839.86</b> | <b>668,371.88</b> | <b>6,209,211.74</b> | <b>4,619,324.35</b> | <b>1,392,840.70</b> | <b>6,012,165.05</b>    | <b>96.83</b>       | <b>197,046.69</b>  | <b>3.17</b>          |                      |

**MINISTERIO DE HACIENDA**  
**DIRECCIÓN GENERAL DE PRESUPUESTO**

**EJECUCIÓN TRIMESTRAL DE LOS GASTOS Y APLICACIONES FINANCIERAS POR DESTINO DE FONDOS Y ESTRUCTURA PROGRAMÁTICA**

CORRESPONDIENTE A 4to. OCTUBRE - DICIEMBRE DEL AÑO 2023

**CÓDIGO DEL CAPÍTULO** : 7152

**DENOMINACIÓN** : JUNTA DEL DISTRITO DE SABANA BUEY


| Destino de Fondos | Estructura Programática     |          |          |                  |   | Código SNIP | Clasificador del Gasto |        |        |            |   | Función | Fuente de Financiamiento | Fuente Específica | Organismo Financiador | Presupuesto            |            |                  | Devengado  |                    |              |              | Balance Disponible | % Balance Disponible |
|-------------------|-----------------------------|----------|----------|------------------|---|-------------|------------------------|--------|--------|------------|---|---------|--------------------------|-------------------|-----------------------|------------------------|------------|------------------|------------|--------------------|--------------|--------------|--------------------|----------------------|
|                   | Partidas no Asig. Programas | Programa | Proyecto | Actividad / Obra |   |             | Tipo                   | Objeto | Cuenta | Sub-Cuenta | Auxiliar  |         |                          |                   |                       | Denominación del Gasto | Original   | Modificaciones   | Vigente    | Acumulado Anterior | Trimestre    | A la Fecha   |                    |                      |
| 1                 | 2                           | 3        | 4        | 5                | 6 | 7           | 8                      | 9      | 10     | 11         | 12  | 13      | 14                       | 15                | 16                    | 17                     | 18         | 19 = 17 + 0 - 18 | 20         | 21                 | 22 = 20 + 21 | 23 = 22 / 19 | 24 = 19 - 22       | 25 = 24 / 19         |
| E                 |                             | 1        |          |                  |   |             |                        |        |        |            | <b>Normas, Políticas y Administración Municipal</b>         | 1102    | 20                       | 1955              | 100                   | 30,100.00              | -22,550.56 | 7,549.44         | 2,993.30   | 4,078.17           | 7,071.47     | 93.67        | 477.97             | 6.33                 |
| E                 |                             | 1        | 0        |                  |   |             |                        |        |        |            |   | 1102    | 20                       | 1955              | 100                   | 30,100.00              | -22,550.56 | 7,549.44         | 2,993.30   | 4,078.17           | 7,071.47     | 93.67        | 477.97             | 6.33                 |
| E                 |                             | 1        | 0        | 0004             |   |             |                        |        |        |            | <b>Servicios Administrativos y Financieros</b>              | 1102    | 20                       | 1955              | 100                   | 30,100.00              | -22,550.56 | 7,549.44         | 2,993.30   | 4,078.17           | 7,071.47     | 93.67        | 477.97             | 6.33                 |
| E                 |                             | 1        | 0        | 0004             |   | 2           | 2                      |        |        |            | <b>CONTRATACIÓN DE SERVICIOS</b>                            | 1102    | 20                       | 1955              | 100                   | 30,100.00              | -22,550.56 | 7,549.44         | 2,993.30   | 4,078.17           | 7,071.47     | 93.67        | 477.97             | 6.33                 |
| E                 |                             | 1        | 0        | 0004             |   | 2           | 2                      | 28     |        |            | <b>OTROS SERVICIOS NO INCLUIDOS EN CONCEPTOS ANTERIORES</b> | 1102    | 20                       | 1955              | 100                   | 30,100.00              | -22,550.56 | 7,549.44         | 2,993.30   | 4,078.17           | 7,071.47     | 93.67        | 477.97             | 6.33                 |
| E                 |                             | 1        | 0        | 0004             |   | 2           | 2                      | 28     | 282    |            | Comisiones y gastos bancarios                               | 1102    | 20                       | 1955              | 100                   | 30,100.00              | -22,550.56 | 7,549.44         | 2,993.30   | 4,078.17           | 7,071.47     | 93.67        | 477.97             | 6.33                 |
| E                 |                             | 1        | 0        | 0004             |   | 2           | 2                      | 28     | 282    | 1          | Comisiones y gastos bancarios                               | 1102    | 20                       | 1955              | 100                   | 30,100.00              | -22,550.56 | 7,549.44         | 2,993.30   | 4,078.17           | 7,071.47     | 93.67        | 477.97             | 6.33                 |
| E                 |                             | 14       |          |                  |   |             |                        |        |        |            | <b>Gestión y Administración de Servicios Sociales</b>       | 4510    | 20                       | 1955              | 100                   | 585,548.87             | 241,733.83 | 827,282.70       | 583,182.84 | 192,338.02         | 775,520.86   | 93.74        | 51,761.84          | 6.26                 |
| E                 |                             | 14       | 0        |                  |   |             |                        |        |        |            |   | 4510    | 20                       | 1955              | 100                   | 585,548.87             | 241,733.83 | 827,282.70       | 583,182.84 | 192,338.02         | 775,520.86   | 93.74        | 51,761.84          | 6.26                 |
| E                 |                             | 14       | 0        | 0001             |   |             |                        |        |        |            | <b>Asistencia Social</b>                                    | 4510    | 20                       | 1955              | 100                   | 60,181.07              | 107,514.27 | 167,695.34       | 167,500.00 | 0.00               | 167,500.00   | 99.88        | 195.34             | 0.12                 |
| E                 |                             | 14       | 0        | 0001             |   | 2           | 4                      |        |        |            | <b>TRANSFERENCIAS CORRIENTES</b>                            | 4510    | 20                       | 1955              | 100                   | 60,181.07              | 107,514.27 | 167,695.34       | 167,500.00 | 0.00               | 167,500.00   | 99.88        | 195.34             | 0.12                 |
| E                 |                             | 14       | 0        | 0001             |   | 2           | 4                      | 41     |        |            | <b>TRANSFERENCIAS CORRIENTES AL SECTOR PRIVADO</b>          | 4510    | 20                       | 1955              | 100                   | 60,181.07              | 107,514.27 | 167,695.34       | 167,500.00 | 0.00               | 167,500.00   | 99.88        | 195.34             | 0.12                 |
| E                 |                             | 14       | 0        | 0001             |   | 2           | 4                      | 41     | 412    |            | Ayudas y donaciones a personas                              | 4510    | 20                       | 1955              | 100                   | 60,181.07              | 107,514.27 | 167,695.34       | 167,500.00 | 0.00               | 167,500.00   | 99.88        | 195.34             | 0.12                 |
| E                 |                             | 14       | 0        | 0001             |   | 2           | 4                      | 41     | 412    | 1          | Ayudas y donaciones programadas a hogares y personas        | 4510    | 20                       | 1955              | 100                   | 60,181.07              | 107,514.27 | 167,695.34       | 167,500.00 | 0.00               | 167,500.00   | 99.88        | 195.34             | 0.12                 |
| E                 |                             | 14       | 0        | 0002             |   |             |                        |        |        |            | <b>Educación y Formación Integral</b>                       | 4409    | 20                       | 1955              | 100                   | 497,367.80             | 19,614.53  | 516,982.33       | 340,831.18 | 153,931.99         | 494,763.17   | 95.70        | 22,219.16          | 4.30                 |
| E                 |                             | 14       | 0        | 0002             |   | 2           | 1                      |        |        |            | <b>REMUNERACIONES Y CONTRIBUCIONES</b>                      | 4409    | 20                       | 1955              | 100                   | 497,367.80             | 11,644.53  | 509,012.33       | 332,861.18 | 153,931.99         | 486,793.17   | 95.63        | 22,219.16          | 4.37                 |
| E                 |                             | 14       | 0        | 0002             |   | 2           | 1                      | 11     |        |            | <b>REMUNERACIONES</b>                                       | 4409    | 20                       | 1955              | 100                   | 435,500.00             | 8,328.16   | 443,828.16       | 290,579.25 | 131,920.75         | 422,500.00   | 95.19        | 21,328.16          | 4.81                 |
| E                 |                             | 14       | 0        | 0002             |   | 2           | 1                      | 11     | 111    |            |   | 4409    | 20                       | 1955              | 100                   | 402,000.00             | 8,328.16   | 410,328.16       | 290,579.25 | 99,420.75          | 390,000.00   | 95.05        | 20,328.16          | 4.95                 |
| E                 |                             | 14       | 0        | 0002             |   | 2           | 1                      | 11     | 111    | 1          | Sueldos fijos   | 4409    | 20                       | 1955              | 100                   | 402,000.00             | 8,328.16   | 410,328.16       | 290,579.25 | 99,420.75          | 390,000.00   | 95.05        | 20,328.16          | 4.95                 |
| E                 |                             | 14       | 0        | 0002             |   | 2           | 1                      | 11     | 114    |            | Sueldo anual no.13  | 4409    | 20                       | 1955              | 100                   | 33,500.00              | 0.00       | 33,500.00        | 0.00       | 32,500.00          | 32,500.00    | 97.01        | 1,000.00           | 2.99                 |
| E                 |                             | 14       | 0        | 0002             |   | 2           | 1                      | 11     | 114    | 1          | Sueldo anual no.13  | 4409    | 20                       | 1955              | 100                   | 33,500.00              | 0.00       | 33,500.00        | 0.00       | 32,500.00          | 32,500.00    | 97.01        | 1,000.00           | 2.99                 |
| E                 |                             | 14       | 0        | 0002             |   | 2           | 1                      | 15     |        |            | <b>CONTRIBUCIONES A LA SEGURIDAD SOCIAL</b>                 | 4409    | 20                       | 1955              | 100                   | 61,867.80              | 3,316.37   | 65,184.17        | 42,281.93  | 22,011.24          | 64,293.17    | 98.63        | 891.00             | 1.37                 |
| E                 |                             | 14       | 0        | 0002             |   | 2           | 1                      | 15     | 151    |            | Contribuciones al seguro de salud                           | 4409    | 20                       | 1955              | 100                   | 28,542.00              | 0.00       | 28,542.00        | 18,434.00  | 9,217.00           | 27,651.00    | 96.88        | 891.00             | 3.12                 |
| E                 |                             | 14       | 0        | 0002             |   | 2           | 1                      | 15     | 151    | 1          | Contribuciones al seguro de salud                           | 4409    | 20                       | 1955              | 100                   | 28,542.00              | 0.00       | 28,542.00        | 18,434.00  | 9,217.00           | 27,651.00    | 96.88        | 891.00             | 3.12                 |
| E                 |                             | 14       | 0        | 0002             |   | 2           | 1                      | 15     | 152    |            | Contribuciones al seguro de pensiones                       | 4409    | 20                       | 1955              | 100                   | 28,501.80              | 593.31     | 29,095.11        | 18,264.43  | 10,830.68          | 29,095.11    | 100.00       | 0.00               | 0.00                 |
| E                 |                             | 14       | 0        | 0002             |   | 2           | 1                      | 15     | 152    | 1          | Contribuciones al seguro de pensiones                       | 4409    | 20                       | 1955              | 100                   | 28,501.80              | 593.31     | 29,095.11        | 18,264.43  | 10,830.68          | 29,095.11    | 100.00       | 0.00               | 0.00                 |
| E                 |                             | 14       | 0        | 0002             |   | 2           | 1                      | 15     | 153    |            | Contribuciones al seguro de riesgo laboral                  | 4409    | 20                       | 1955              | 100                   | 4,824.00               | 2,723.06   | 7,547.06         | 5,583.50   | 1,963.56           | 7,547.06     | 100.00       | 0.00               | 0.00                 |
| E                 |                             | 14       | 0        | 0002             |   | 2           | 1                      | 15     | 153    | 1          | Contribuciones al seguro de riesgo laboral                  | 4409    | 20                       | 1955              | 100                   | 4,824.00               | 2,723.06   | 7,547.06         | 5,583.50   | 1,963.56           | 7,547.06     | 100.00       | 0.00               | 0.00                 |
| E                 |                             | 14       | 0        | 0002             |   | 2           | 2                      |        |        |            | <b>CONTRATACIÓN DE SERVICIOS</b>                            | 4409    | 20                       | 1955              | 100                   | 0.00                   | 7,970.00   | 7,970.00         | 7,970.00   | 0.00               | 7,970.00     | 100.00       | 0.00               | 0.00                 |
| E                 |                             | 14       | 0        | 0002             |   | 2           | 2                      | 22     |        |            | <b>PUBLICIDAD IMPRESIÓN Y ENCUADERNACION</b>                | 4409    | 20                       | 1955              | 100                   | 0.00                   | 7,970.00   | 7,970.00         | 7,970.00   | 0.00               | 7,970.00     | 100.00       | 0.00               | 0.00                 |
| E                 |                             | 14       | 0        | 0002             |   | 2           | 2                      | 22     | 222    |            | Impresión y encuadernación                                  | 4409    | 20                       | 1955              | 100                   | 0.00                   | 7,970.00   | 7,970.00         | 7,970.00   | 0.00               | 7,970.00     | 100.00       | 0.00               | 0.00                 |





**MINISTERIO DE HACIENDA**  
**DIRECCIÓN GENERAL DE PRESUPUESTO**  
**EJECUCIÓN TRIMESTRAL DE LOS GASTOS Y APLICACIONES FINANCIERAS POR DESTINO DE FONDOS Y ESTRUCTURA PROGRAMÁTICA**  
CORRESPONDIENTE A 4to. OCTUBRE - DICIEMBRE DEL AÑO 2023

CÓDIGO DEL CAPÍTULO : 7152  
DENOMINACIÓN : JUNTA DEL DISTRITO DE SABANA BUEY

| Destino de Fondos    | Estructura Programática     |          |          |                  |             |      | Clasificador del Gasto |        |            |          |   | Presupuesto |                          |                   | Devengado             |                      |                     | Balance Disponible   | % Balance Disponible |                     |                      |              |                     |                        |
|----------------------|-----------------------------|----------|----------|------------------|-------------|------|------------------------|--------|------------|----------|---|-------------|--------------------------|-------------------|-----------------------|----------------------|---------------------|----------------------|----------------------|---------------------|----------------------|--------------|---------------------|------------------------|
|                      | Partidas no Asig. Programas | Programa | Proyecto | Actividad / Obra | Código SNIP | Tipo | Objeto                 | Cuenta | Sub-Cuenta | Auxiliar | Denominación del Gasto                      | Función     | Fuente de Financiamiento | Fuente Especifica | Organismo Financiador | Original             | Modificaciones      |                      |                      | Vigente             | Acumulado Anterior   | Trimestre    | A la Fecha          | % Devengado a la Fecha |
| 1                    | 2                           | 3        | 4        | 5                | 6           | 7    | 8                      | 9      | 10         | 11       | 12  | 13          | 14                       | 15                | 16                    | 17                   | 18                  | 19 = 17 + 0 - 18     | 20                   | 21                  | 22 = 20 + 21         | 23 = 22 / 19 | 24 = 19 - 22        | 25 = 24 / 19           |
| EM                   |                             | 14       | 0        | 0002             |             | 2    | 2                      | 22     | 222        | 1        | Impresión y encuadernación                  | 4409        | 20                       | 1955              | 100                   | 0.00                 | 7,970.00            | 7,970.00             | 7,970.00             | 0.00                | 7,970.00             | 100.00       | 0.00                | 0.00                   |
| EM                   |                             | 14       | 0        | 0003             |             |      |                        |        |            |          | Prestaciones de Salud y Asistencia Primaria | 4203        | 30                       | 9995              | 102                   | 28,000.00            | 114,605.03          | 142,605.03           | 74,851.66            | 38,406.03           | 113,257.69           | 79.42        | 29,347.34           | 20.58                  |
| EM                   |                             | 14       | 0        | 0003             |             | 2    | 3                      |        |            |          | MATERIALES Y SUMINISTROS                    | 4203        | 30                       | 9995              | 102                   | 28,000.00            | 114,605.03          | 142,605.03           | 74,851.66            | 38,406.03           | 113,257.69           | 79.42        | 29,347.34           | 20.58                  |
| EM                   |                             | 14       | 0        | 0003             |             | 2    | 3                      | 34     |            |          | PRODUCTOS FARMACEUTICOS                     | 4203        | 30                       | 9995              | 102                   | 28,000.00            | 114,605.03          | 142,605.03           | 74,851.66            | 38,406.03           | 113,257.69           | 79.42        | 29,347.34           | 20.58                  |
| EM                   |                             | 14       | 0        | 0003             |             | 2    | 3                      | 34     | 341        |          | Productos medicinales para uso humano       | 4203        | 30                       | 9995              | 102                   | 28,000.00            | 114,605.03          | 142,605.03           | 74,851.66            | 38,406.03           | 113,257.69           | 79.42        | 29,347.34           | 20.58                  |
| EM                   |                             | 14       | 0        | 0003             |             | 2    | 3                      | 34     | 341        | 1        | Productos medicinales                       | 4203        | 30                       | 9995              | 102                   | 28,000.00            | 114,605.03          | 142,605.03           | 74,851.66            | 38,406.03           | 113,257.69           | 79.42        | 29,347.34           | 20.58                  |
| <b>TOTAL GENERAL</b> |                             |          |          |                  |             |      |                        |        |            |          |   |             |                          |                   |                       | <b>615,648.87</b>    | <b>219,183.27</b>   | <b>834,832.14</b>    | <b>586,176.14</b>    | <b>196,416.19</b>   | <b>782,592.33</b>    | <b>93.74</b> | <b>52,239.81</b>    | <b>6.26</b>            |
| <b>TOTAL GENERAL</b> |                             |          |          |                  |             |      |                        |        |            |          |   |             |                          |                   |                       | <b>15,391,221.83</b> | <b>9,616,471.50</b> | <b>25,007,693.33</b> | <b>18,229,345.96</b> | <b>5,387,944.79</b> | <b>23,617,290.75</b> | <b>94.44</b> | <b>1,390,402.58</b> | <b>5.56</b>            |

  
**EYVIS D. PEÑA TEJEDA DE JAQUE**  
CONTADOR(A)  
Preparado Por

  
**ARLYN DEL P. NOVA T. DE BELTRA**  
TESORERA MUNICIPAL  
Revisado Por

  
**ROSA MARIA SANCHEZ**  
ENC. DE LA JUNTA  
Aprobado Por

